


INTERIOR PENDANT LIGHTING FIXTURE

INTRODUCTION



FEATURE

Mercury Free, No UV No Radiation
Elegance Design with Durable Quality
Long Lifespan Design >50,000hours
Working Temperature: -10°C~40°C

MATERIALS & FINISH

Frame: Painted Galvanized Steel
Fitment: G9 (MAXI.50W)
Shade: Blowing Glass

INSTALLATION

Suspended

STANDARD

Designed and Manufactured to Comply with
TUV/CE/ROHS/GS/cUL Standard
IP20 Protection, Class I Electrical

OPTION

LED G9 Bulb: 3W
LED Color Temperature: CCT2700~6000K



(PINK)

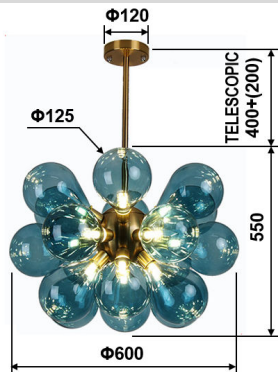


(PURPLE)



(FROSTED)

DIMENSION: [MM]



CASE STUDY:



MODEL	NAME	INPUT [V]	FITMENT		OPTIONAL LED CORN	DIEMENSION LxWxH [INCH]	REMARK
			TYPE	POWER			
GTF5611-301-18	18-Light Pendant	AC100~277V 50/60Hz	18xG9	Maxi.50W	2.5W 3.5W TRIAC DIMMABLE		

NOTE:

All parameters are measured at 25°C ambient temperature, 35% humidity experimental environment.
Tolerances of power and luminous flux are ±10%, tolerance of color rendering index is ±5.

INTRODUCTION

INTERIOR LIGHTING FIXTURE

FEATURE

Mercury Free, No UV No Radiation
Elegance Design with Durable Quality
Long Lifespan Design >50,000hours
Working Temperature: -10°C~40°C

MATERIALS & FINISH

Frame: Painted Galvanized Steel
Fitment: E14 (MAXI.50W)
Shade: Blowing Glass

INSTALLATION

Suspended

STANDARD

Designed and Manufactured to Comply with
TUV/CE/ROHS/GS/cUL Standard
IP20 Protection, Class I Electrical

OPTION

LED G9 Bulb: 3W
LED Color Temperature: CCT2700~6000K

AC	RGBW	3 YEARS WARRANTY	360°	IP20	CE	ETL USA	RoHS
100-277V (301-9 LIGHT)				EURO USA.CA (001-18 LIGHT)			



(301-12 LIGHT)



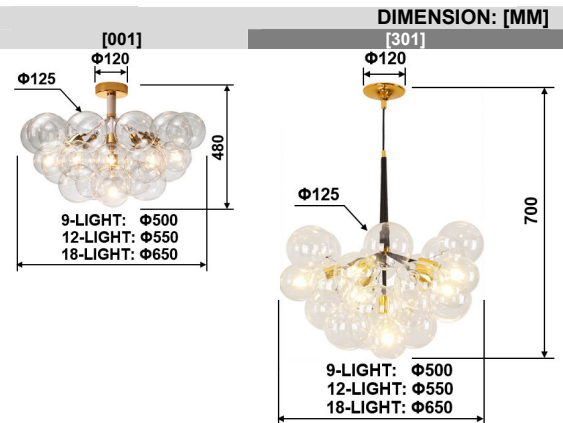
(001-18 LIGHT)



ROD FINISH		
[WHITE]	[BROWN]	[BLACK]



CASE STUDY:




MODEL	NAME	INPUT [V]	FITMENT		OPTIONAL LED CORN	DIEMENSION LxWxH [INCH]	REMARK
			TYPE	POWER			
GTF5612-001-9	3-Light Ceiling	AC100~277V 50/60Hz	3xE14	Maxi.50W	5W TRIAC DIMMABLE		
GTF5612-001-12	4-Light Ceiling	AC100~277V 50/60Hz	4xE14	Maxi.50W	5W TRIAC DIMMABLE		
GTF5612-001-18	6-Light Ceiling	AC100~277V 50/60Hz	6xE14	Maxi.50W	5W TRIAC DIMMABLE		
GTF5612-301-9	3-Light Ceiling	AC100~277V 50/60Hz	3xE14	Maxi.50W	5W TRIAC DIMMABLE		
GTF5612-301-12	4-Light Ceiling	AC100~277V 50/60Hz	4xE14	Maxi.50W	5W TRIAC DIMMABLE		
GTF5612-301-18	6-Light Ceiling	AC100~277V 50/60Hz	6xE14	Maxi.50W	5W TRIAC DIMMABLE		

NOTE:

All parameters are measured at 25°C ambient temperature, 35% humidity experimental environment.
Tolerances of power and luminous flux are $\pm 10\%$, tolerance of color rendering index is ± 5 .

INTERIOR LIGHTING FIXTURE(Glass Ball D15CM)

INTRODUCTION



FEATURE

Elegance Design with Durable Quality
 Long Lifespan Design >50,000hours
 Working Temperature: -20℃~40℃

MATERIALS & FINISH

Frame: Painted Galvanized Steel
 Fitment: E26 (MAXI.50W)
 Shade: Blowing Glass

INSTALLATION

Suspended

STANDARD

Designed and Manufactured to Comply with
 TUV/CE/ROHS/GS/cUL Standard
 IP20 Protection, Class I Electrical

OPTION

LED Bulb: 3~10W
 LED Color Temperature: CCT2700~6000K



CASE STUDY:



MODEL	NAME	INPUT [V]	FITMENT		DIMENSION LxWxH [MM]	CANOPY LxWxH [MM]	SUSPENSION CORD	
			TYPE	POWER			RANGE	CUSTOM
GTF5613-001A	Flush Mount Fixture	AC100~277V 50/60Hz	1xE26	Maxi.50W	Φ150*H180	Φ120*H20	\	
GTF5613-002A	Flush Mount Fixture	AC100~277V 50/60Hz	1xE26	Maxi.50W	Φ150*H180	Φ150*H20	\	
GTF5613-201A	Pendant Fixture	AC100~277V 50/60Hz	1xE26	Maxi.50W	Φ150*H220	Φ120*H20	L10CM~200CM	
GTF5613-201B	Pendant Fixture	AC100~277V 50/60Hz	1xE26	Maxi.50W	Φ150*H350	Φ120*H20	L10CM~200CM	
GTF5613-201C	Pendant Fixture	AC100~277V 50/60Hz	1xE26	Maxi.50W	Φ150*200*H500	Φ120*H20	L10CM~200CM	
GTF5613-201D	Pendant Fixture	AC100~277V 50/60Hz	1xE26	Maxi.50W	Φ150*300*H300	Φ120*H20	L10CM~200CM	
GTF5613-201E	Pendant Fixture	AC100~277V 50/60Hz	1xE26	Maxi.50W	Φ150*H180	Φ120*H20	L10CM~200CM	
GTF5613-201F	Pendant Fixture	AC100~277V 50/60Hz	1xE26	Maxi.50W	Φ150*H450	Φ120*H20	L10CM~200CM	
GTF5613-201G	Pendant Fixture	AC100~277V 50/60Hz	1xE26	Maxi.50W	Φ150*200*H500	Φ120*H20	L10CM~200CM	
GTF5613-401A	Wall Mount Fixture	AC100~277V 50/60Hz	1xE26	Maxi.50W	Φ150*230*H265	Φ120*H20	\	
GTF5613-401B	Wall Mount Fixture	AC100~277V 50/60Hz	1xE26	Maxi.50W	Φ150*190*H340	Φ120*H20	\	
GTF5613-402A	Wall Mount Fixture	AC100~277V 50/60Hz	1xE26	Maxi.50W	Φ150*230*H265	Φ120*H20	L10CM~200CM	
GTF5613-402B	Wall Mount Fixture	AC100~277V 50/60Hz	1xE26	Maxi.50W	Φ150*190*H340	Φ120*H20	L10CM~200CM	

NOTE:

All parameters are measured at 25℃ ambient temperature, 35% humidity experimental environment.
 Tolerances of power and luminous flux are ±10%, tolerance of color rendering index is ±5.

CIP Lighting

A: 909 E. Liberty St. #1606, York, SC 29745

T: 1-803-766-0243

W: www.ciplighting.com E: info@ciplighting.com