

CIP LIGHTING

A division of Charlotte International Partners Inc.
1740 First Baxter Crossing, Fort Mill SC 29708 USA
1-803-396-1439 info@ciplighting.com

LED Full Cut-Off Wall Pack

Description:

Light up your outdoor area with LED Full Cut-Off Wall Pack. It is a high efficient lighting solution that provides long lasting and energy-saving. The rugged housing offers advanced thermal management and protection against outdoor environments without compromising aesthetics.



Optional:

- ETL/cETL certificate.
- Easy installation.
- Wet location rated IP65.
- Durable die-cast aluminum housing.
- Photocell and motion sensor options.
- UV-resistant polycarbonate refractor lens.
- Emergency power 4W & operating time 1.5 hours.



Applications:

Outdoor wall-mount applications: building facade, commercial, industrial, retail, hospitality buildings that demand long service life and low maintenance.



CIP LIGHTING

A division of Charlotte International Partners Inc.
1740 First Baxter Crossing, Fort Mill SC 29708 USA
1-803-396-1439 info@ciplighting.com


Parameters:

Model No.	CIP-WP10-40L/M-X-3CCT	CIP-WP10-80L/M-X-3CCT	CIP-WP10-120L/M-X-3CCT
Input Power	40W	80W	120W
Lumen	5200lm	10400lm	15600lm
Efficacy		130LM/W (±10%)	
Input voltage		120-277VAC/120-347VAC	
Color Temperature		3000K/4500K/5700K	
THD		<20%	
Surge Protection		L-N: 2KV L/N-PE: 4KV	
LED Brand		Lumileds	
LED Type		3030	
Operating Temperature		-22°F to 113°F (-30°C to +45°C)	
Operating Humidity		RH<90%	
Storage Temperature		-40°F to 158°F (-40°C to +70°C)	
Storage Humidity		RH<95%	
Color Rendering Index		Ra>70	
IP Rating		IP65	
Power Factor		≥0.90	
Frequency		50/60Hz	
Certification		cETL/ETL	
Housing		Die-cast Aluminum	
Finish		A:Black/B:Bronze/C:Customized (Optional)	
Driver Brand		Weipeng	
Additional function	0-10V / 1-10V / DIP Switch / Photocell/Microwave Motion Sensor		
Life Time		L70 @ 50,000Hrs	
Warranty		5 Years	

Features:

Photocell sensor optional.

Good heat dissipation, light weight, cost-effective and low transportation cost.



DIP switch, lower inventory risk

Plug and play Microwave Motion Sensor

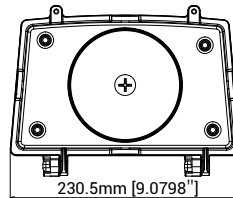
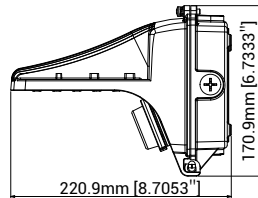


CCT Adjustable Switch
DIP switch, lower inventory risk

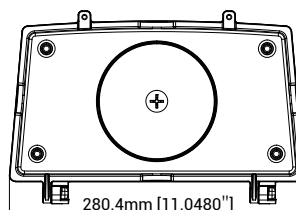
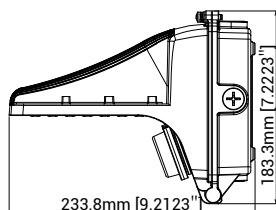


Motion Sensor Daylight Priority

Product Dimensions:



40W(120-277VAC&120-347VAC) / 80W(120-277VAC)



80W(120-347VAC) / 120W(120-277VAC&120-347VAC)

CIP LIGHTING

A division of Charlotte International Partners Inc.
 1740 First Baxter Crossing, Fort Mill SC 29708 USA
 1-803-396-1439 info@ciplighting.com

Packing:

Model	Volts	Product Dimension (mm&inch)	Product Weight (Kg)		Carton Size (mm&inch)	Qty/ CTN	20GP	40HQ
			N.W/pc	G.W/pc				
CIP-WP10-40W	120-277V	L231*W221*H171mm 9"*8.7"*6.7"	1.55	2.05	L260*W200*H265mm 10.24"*7.87"*10.24"	1	2000PCS	4857PCS
CIP-WP10-80W			1.6	2.1				
CIP-WP10-120W		L281*W234*H183mm 11"*9"*7"	2.6	3.1	L310*W215*H275mm 12.2"*8.46"*10.83"		1556PCS	3778PCS
CIP-WP10-40W	120-347V	L231*W221*H171mm 9"*8.7"*6.7"	1.8	2.3	L260*W200*H265mm 10.24"*7.87"*10.24"	1	2000PCS	4857PCS
CIP-WP10-80W			2.7	3.2				
CIP-WP10-120W		L281*W234*H183mm 11"*9"*7"	3	3.5				