



Smart Linear High Bay Light

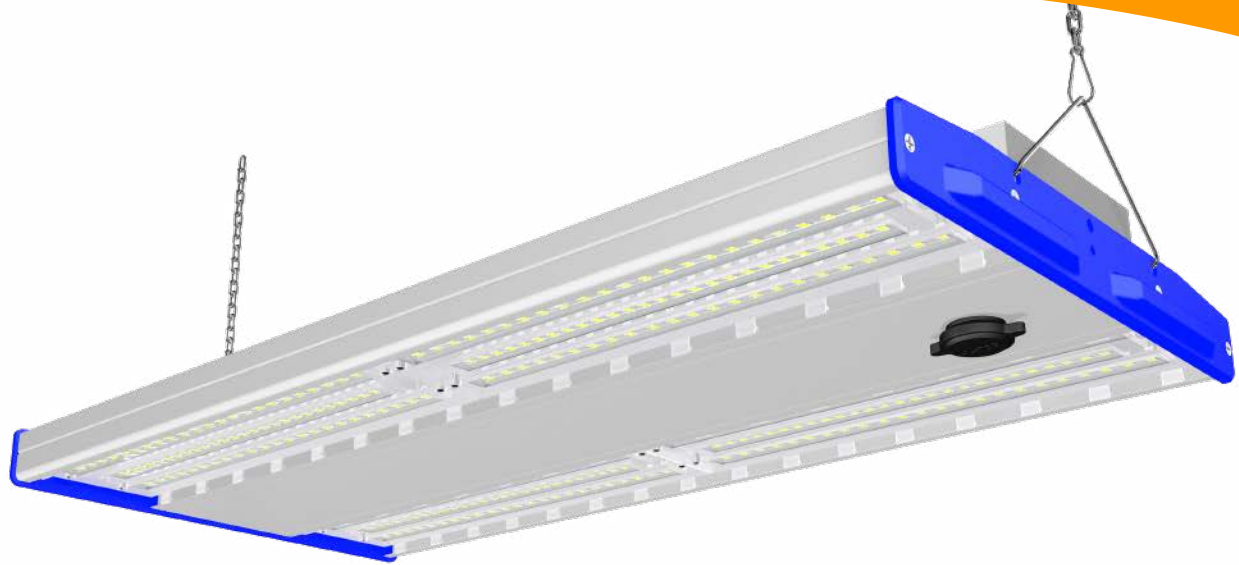


HB100W/150W/200W/250W/300W/400W/500W-B

LED LINEAR HIGH BAY LIGHT

The upgraded version of K5-B LED linear high bay light provides high lumens of more than 200lm/w for warehouses, corridors, indoor parking lots, shopping centers and exhibition halls. The heat sink adopts aluminum stretching process, the lens adopts diamond cutting process, and a variety of light-emitting angles are available. Smart standard base, only need to replace the sensor module to change the smart mode. Support Infrared remote control, Zigbee, Bluetooth Mesh, high-altitude microwave sensor, infrared light sensor, Zigbee version supports heat map, supports light decay compensation. It improves cost performance and market competitiveness.

K5-B LED Linear High Bay Light



Features

-200LM/W

-100W/150W/200W/250W/300W/400W/500W

-60°/90°/120° beam angle (milky white PC lens or clear PC lens optional)

-AC100-277 or AC240-480 Voltage

-5000K CCT (4000 & 6000K optional)

-Intelligent control: infrared remote control, Zigbee, Bluetooth Mesh, high-altitude microwave sensor, infrared light sensor, Zigbee version supports heat map, supports light decay compensation

-Multiple Mounting Options: Suspended mounted/Fixed ceiling mounted/Boom mounted

-UL / DLC/CB/SAA/VEET/IK10 approved

Certifications

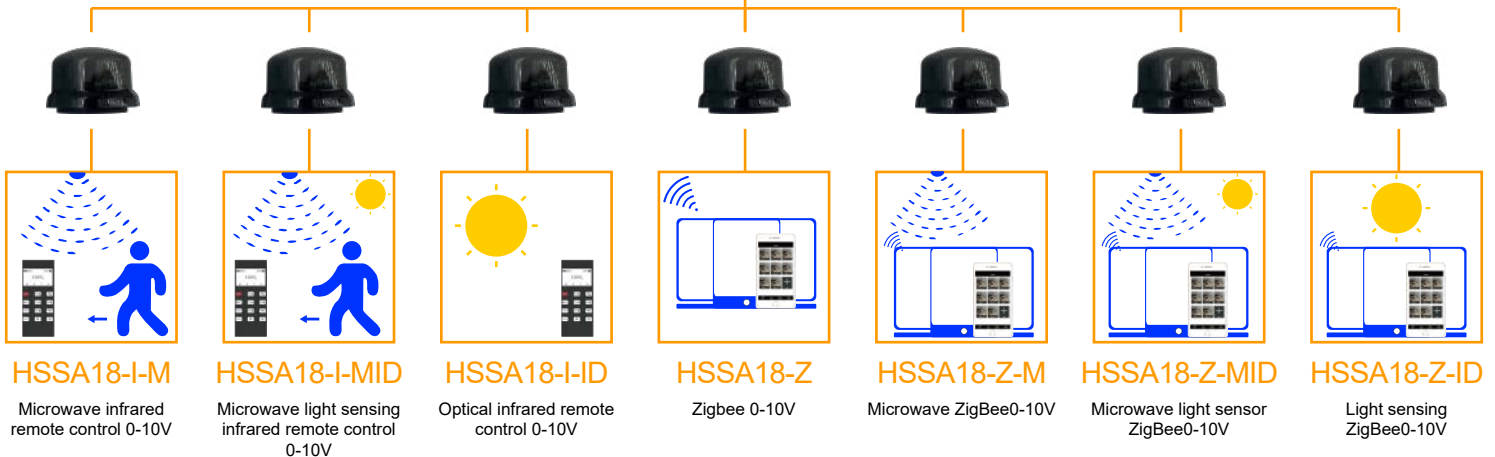

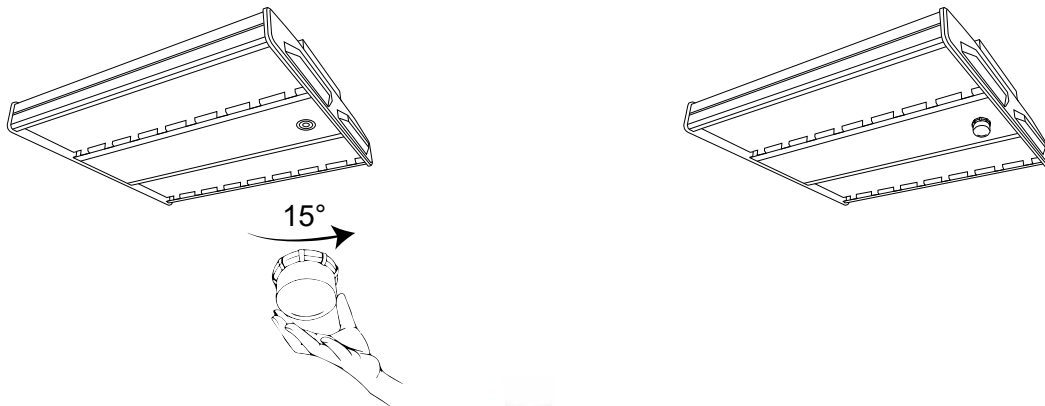


K5-B LED Linear High Bay Light

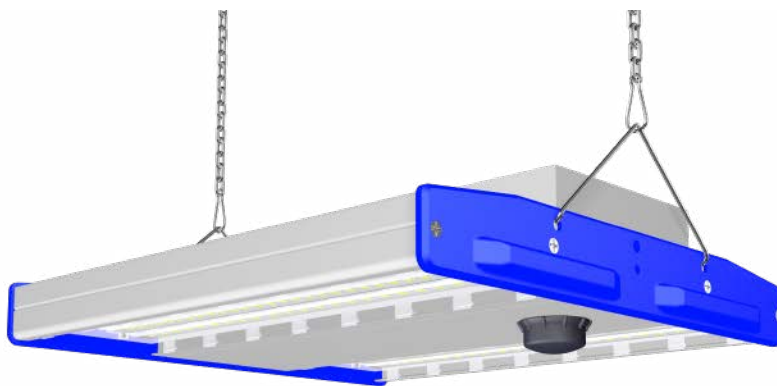
Intelligent control option



Just replace the smart accessories and install Intelligent control freely: infrared remote control, Zigbee, Bluetooth Mesh, high-altitude microwave sensor, infrared light sensor, Zigbee version supports heat map, supports light decay compensation

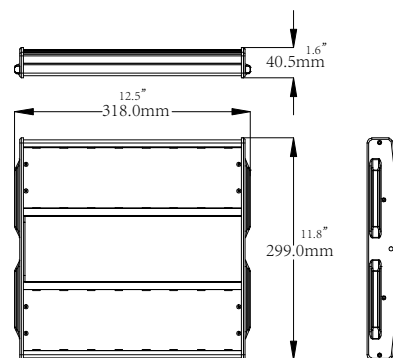


K5-B LED Linear High Bay Light

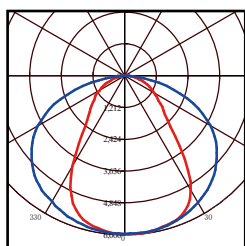


HB100W/150W-K5-B

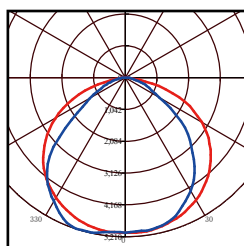
Part Number	HB100W/150W-K5-B
Input Power	100W/150W
Lumen Output	20000lm/30000lm
LED Chip	Lumileds 2835
Luminous Efficacy	200LM/W
LED Quantity	384pcs
CCT	3000K-6500K
Input Voltage	AC100-277V/347V/480V, 50/60Hz
PFC	>0.92
CRI	≥80
Beam Angle	60°/90°/120° (milky white PC lens or clear PC lens optional)
IP Rating	IP54
Working Temperature	-30 C to +55 C
Warranty	7 years
Lifespan	> 100,000hrs
Material	Aluminum housing+PC lens
Certification	UL,DLC Premium,SAA,TUV,VEET,CB
Dimensions	12.5" L x 11.8" W x 1.6" H 318mm L x 299mm W x 40.5mm H
N.G(KG)	2.85kg/3.2kg
G.W (KG)	6.6kg/7.4kg
Package Size	16.1" L x 14.6" W x 10.6" H 410mm L x 370mm W x 270mm H
Pcs/carton	2pcs



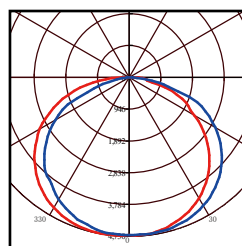
Light Distribution Optional



60x120°

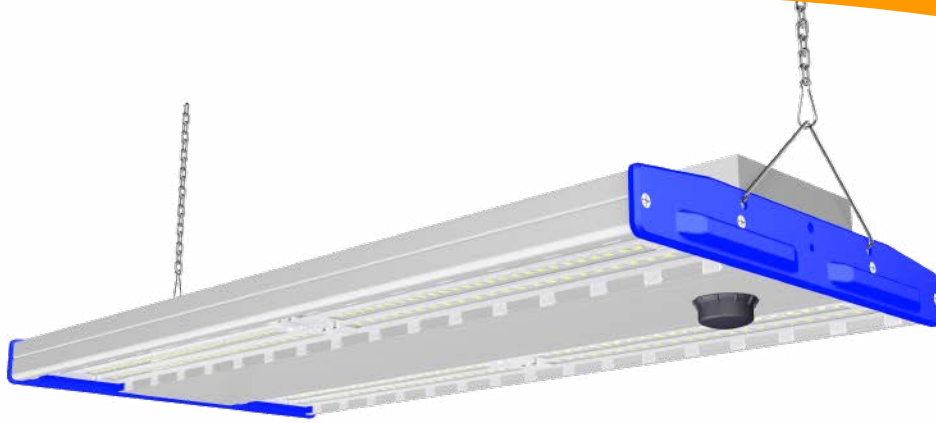


90x120°



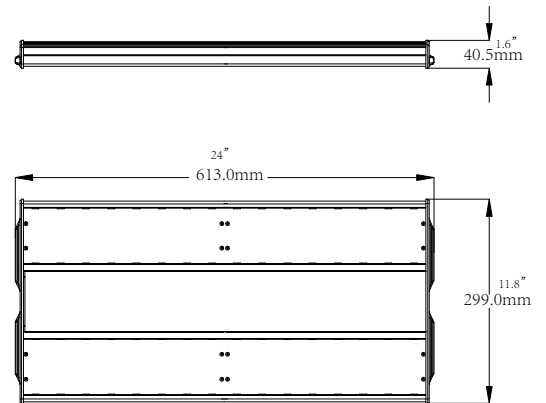
120x120°

K5-B LED Linear High Bay Light

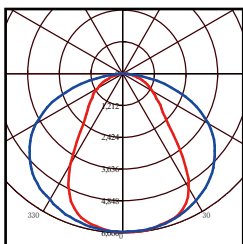


HS-HB200W/250W-K5-B

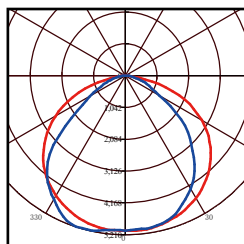
Part Number	HB200W/250W-K5-B
Input Power	200W/250W
Lumen Output	40000lm/50000lm
LED Chip	Lumileds 2835
Luminous Efficacy	190LM/W
LED Quantity	768pcs
CCT	3000K-6500K
Input Voltage	AC100-277V/347V/480V, 50/60Hz
PFC	>0.92
CRI	≥80
Beam Angle	60°/90°/120° (milky white PC lens or clear PC lens optional)
IP Rating	IP54
Working Temperature	-30 C to +55 C
Warranty	7 years
Lifespan	>100,000hrs
Material	Aluminum housing+PC lens
Certification	UL,DLC Premium,SAA,TUV,VEET,CB
Dimensions	24" L x 11.8" W x 1.6" H 613mm L x 299mm W x 40.5mm H
N.G(KG)	5.2kg/5.4kg
G.W (KG)	11.4kg/11.4kg
Package Size	27.6" L x 15" W x 10.2" H 700mm L x 380mm W x 260mm H
Pcs/carton	2pcs



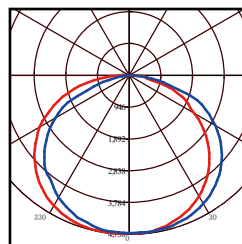
Light Distribution Optional



60x120°




90x120°



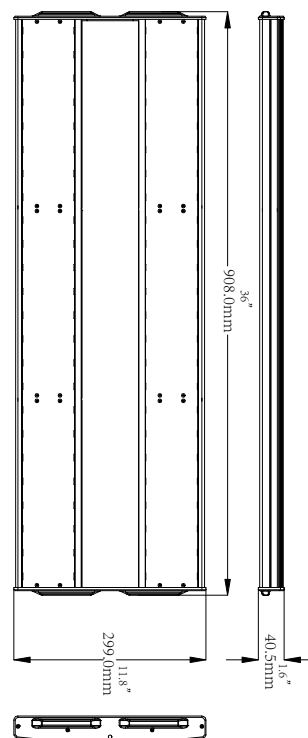
120x120°

K5-B LED Linear High Bay Light

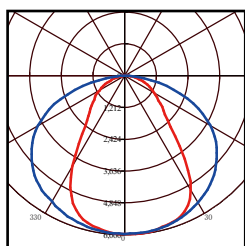


HB300W-K5-B

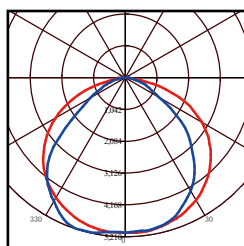
Part Number	HB300W-K5-B
Input Power	300W
Lumen Output	60000lm
LED Chip	Lumileds 2835
Luminous Efficacy	190LM/W
LED Quantity	1152pcs
CCT	3000K-6500K
Input Voltage	AC100-277V/347V/480V, 50/60Hz
PFC	>0.92
CRI	≥80
Beam Angle	60°/90°/120° (milky white PC lens or clear PC lens optional)
IP Rating	IP54
Working Temperature	-30 C to +55 C
Warranty	7 years
Lifespan	> 100,000hrs
Material	Aluminum housing+PC lens
Certification	UL,DLC Premium, SAA, TUV, VEET, CB
Dimensions	36" L x 11.8" W x 1.6" H 908mm L x 299mm W x 40.5mm H
N.G(KG)	7.8kg
G.W (KG)	17kg
Package Size	40" L x 15" W x 10.6" H 1010mm L x 380mm W x 270mm H
Pcs/carton	2pcs



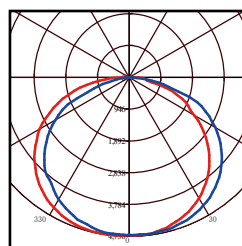
Light Distribution Optional



60x120°




90x120°



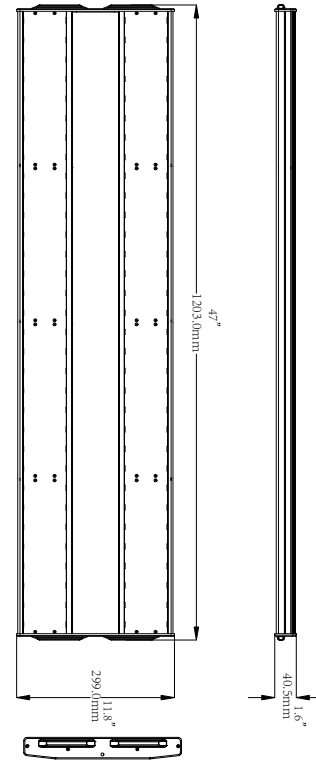
120x120°

K5-B LED Linear High Bay Light

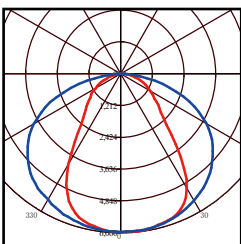


HB400W/500W-K5-B

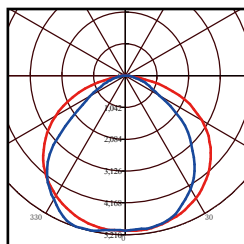
Part Number	HB400W/500W-K5-B
Input Power	400W/500W
Lumen Output	80000lm/100000lm
LED Chip	Lumileds 2835
Luminous Efficacy	190LM/W
LED Quantity	1536pcs
CCT	3000K-6500K
Input Voltage	AC100-277V/347V/480V, 50/60Hz
PFC	>0.92
CRI	≥80
Beam Angle	60°/90°/120° (milky white PC lens or clear PC lens optional)
IP Rating	IP54
Working Temperature	-30 C to +55 C
Warranty	7 years
Lifespan	> 100,000hrs
Material	Aluminum housing+PC lens
Certification	UL,DLC Premium,SAA,TUV,VEET,CB
Dimensions	47" L x 11.8" W x 1.6" H 1203mm L x 299mm W x 40.5mm H
N.G(KG)	10kg
G.W (KG)	14.1kg
Package Size	50" L x 15" W x 7" H 1260mm L x 380mm W x 180mm H
Pcs/carton	1pcs



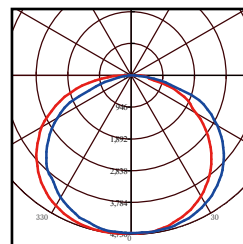
Light Distribution Optional



60x120°




90x120°



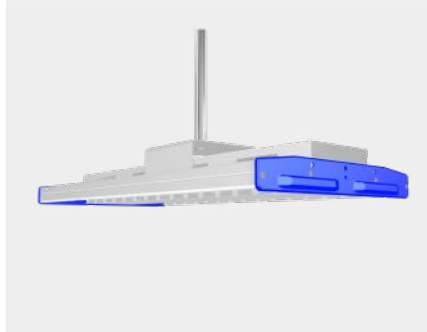
120x120°

K5-B LED Linear High Bay Light

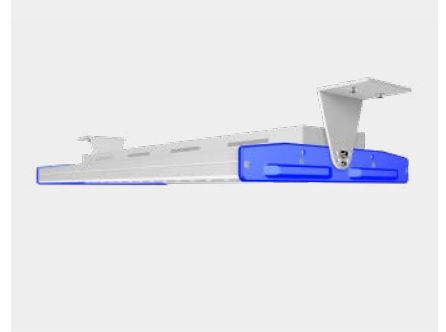
Multiple Mounting



Suspended mounted



Fixed ceiling mounted



Boom mounted

Application

Widely use in Factory, Workshop, Warehouse, Logistics Center, Exhibition Hall, Stadium, Gas Station, Supermarket and etc.

