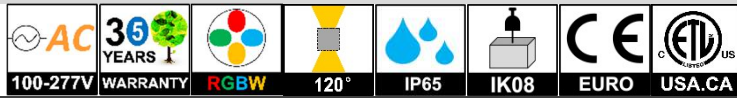


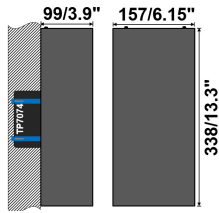
ERIKA: CURVED LED WALL LIGHT



(MAA157A): Down Lighting
(MAA157A): Up&down Lighting

DIMENSION: [UNIT: MM]

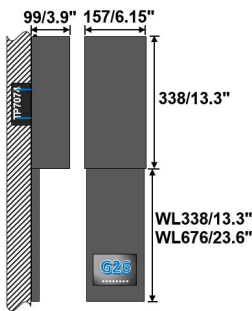
CASE STUDY:
[MRH157A]



(MAA157B-WL): Down Lighting
(MAH157B-WL): Up&down Lighting

DIMENSION: [UNIT: MM]

CASE STUDY:
[MRA157B-WL676]
Beam Angle: BL30D



INTRODUCTION

FEATURE

Interior & Exterior Slim Anti-glare Wall Lighting
Upgrade Optimized LED Structure
Easy Fast Installation and Maintenance Freely
Long Lifespan >50,000hours

MAIN MATERIAL

LED Brand: GUBO
Driver Brand: GUBO
Housing: Die-casted Aluminum Housing
Optics: High Efficiency Nano Reflector
Diffuser: Tempered Glass Diffuser

INSTALLATION

[FWA]: Wall Surface Mounted
[FJP]: Custom Fixing Plate on Outlet Box
Suitable for Balcony, Veranda, External Wall.....

STANDARD

Designed and Manufactured to Comply with
CE/RoHS/ERP/cETL/FCCSAA/SASO
Withstand Voltage: 3.75KVAC, Surge: 4KV
IP65 Protection, Class I Electric

CUSTOM OPTION

LED CCT: 1,800K~10,000K/R/G/B/Y
[CRI]: [E] RA80, [G] RA90, [H] RA97(RG0)
[CSL]: Photocell Lux Sensor
Options of Numbers: Font can be customized.
Options of Numbers: UEB ADA braille
[SFH]: Custom Housing Finish by RAL Code

WHITE	BLACK	GREY	DARK GREY	BRASS
RAL9010P	RAL9005P	RAL7042P	RAL7016P	RAL1024P

CASE STUDY:

MODEL	POWER [W]	LED TYPE	CCT [K]	CRI	FLUX[LM]		POWER FACTOR	BEAM ANGLE	CONTROL TYPE	INPUT [V]	
					UP	DOWN					
ERIKA-MAA157A MAA157B	DOWN:12W	12x5W SMD3535	G2700K	RA90	\	460	>0.9				
			G3000K	RA90	\	480					
			G3500K	RA90	\	480					
			G4000K	RA90	\	530					
			G5000K	RA90	\	530					
			G6000K	RA90	\	520					
ERIKA-MAH157A MAH157B	UP:12W DOWN:12W	12x5W SMD3535	G2700K	RA90	460	460	>0.9	[Symmetric] BL10D:10° BL15D:15° BL30D:30° BL45D:45° BL60D:60°	[CDN]:Non Dim [CDT]:TRIAC(10%) [CDV]:0/1~10V(8%) [CDV0]:0~10V(1%) [CDV1]:1~10V(15%) [CDA]:DALI(1%) [CRF]:2.4G RF (1%) [CDP]:PWM(1%)	AC100~277V [AC100~240V] [AC100~347V] 50/60Hz	
			G3000K	RA90	480	480					
			G3500K	RA90	480	480					
			G4000K	RA90	530	530					
			G5000K	RA90	530	530					
			G6000K	RA90	520	520					
ERIKA-MAA157A MAA157B	DOWN:24W	12x5W SMD3535	G2700K	RA90	920	920	>0.9		Following by Remote Driver [CDX]:DMX512(1%) [CDA]:DALI(1%) [CRZ]:ZIGBEE(1%) [CRF]:2.4G RF(1%) [CRB]:Bluetooth(1%) [CDZ]:Zigbee(1%)	[+CV DC12V] [+CV DC24V] [+CV DC42V] [+CV DC48V]	
			G3000K	RA90	990	990					
			G3500K	RA90	990	990					
			G4000K	RA90	1060	1060					
			G5000K	RA90	1060	1060					
			G6000K	RA90	1040	1040					
ERIKA-MAH157A MAH157B	UP:24W DOWN:24W	12x5W SMD3535	G2700K	RA90	920	920	>0.9				
			G3000K	RA90	990	990					
			G3500K	RA90	990	990					
			G4000K	RA90	1060	1060					
			G5000K	RA90	1060	1060					
			G6000K	RA90	1040	1040					
ERIKA-MAA157A MAA157B	2C@12W 3C@12W 4C@12W	TW RGB RGBW	G2700K	G6000K	RA90	\	370	>0.9			
			620nm	520nm	460nm	\	370	>0.9			
			620nm	520nm	460nm	G2700K	\	370	>0.9		
			620nm	520nm	460nm	G2700K	\	370	>0.9		
ERIKA-MAH157A MAH157B	2C@24W 3C@24W 4C@24W	TW RGB RGBW	G2700K	G6000K	RA90	\	770	>0.9			
			620nm	520nm	460nm	\	770	>0.9			
			620nm	520nm	460nm	G2700K	\	770	>0.9		
			620nm	520nm	460nm	G2700K	\	770	>0.9		

NOTE:

All parameters are measured at 25°C ambient temperature, 35% humidity experimental environment.
Tolerances of power and luminous flux are ±10%, tolerance of color rendering index is ±5.