
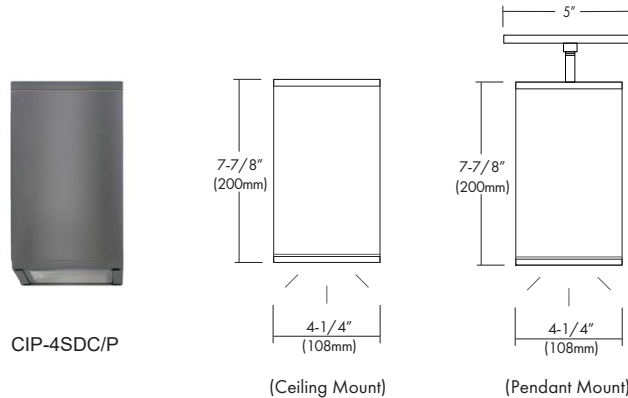


# CIP-4SDC/P

4" Square Ceiling and Pendant Mount Square Cylinders



## 4" Square LED Cylinder



### DESCRIPTION

The CIP- 4SD 4" Square Cylinders are Wet Location and IP65 rated for outdoor use. These cylinders come in two versions : ceiling "C" and pendant "P". The pendant mount cylinders are available with either the standard pendant, swivel mount pendant, or pendant cable and cord.. The fixtures are offered in 13W, 17W and 27W LED, DoB modules with a customized IC, highbred circuit on board with dimming down to 5% with most Triac and ELV dimmers or 0-10V dimming. Non-Isolated DoB, Direct AC technology has low heat, great reliability and has been designed for these fixtures to operate environments between -22° F to 104° F (-30°C to 40°C). Optional EM Drivers for emergency lighting are available.

### DESIGN FEATURES

#### Features

- All aluminum construction, powder coat painted in white, black or silver finish for harsh, weatherproof applications.
- 80 or 90 CRI with color temperatures in 3000K, 3500K or 4000K.
- Wet Location, IP65 Rated.
- Dimming with most Triac and ELV dimmers or 0-10V dimmers.
- Optional Emergency Drivers are available.

#### Mounting

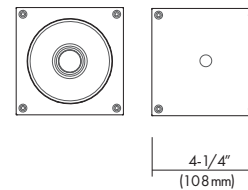
- Mount completely assembled fixture directly on a ceiling J-box.

#### Limited Warranty

- LED Module & Product: 3 years

#### Listing

- cCSA-us Wet Location



SPECIFICATION			
Input Voltage	120/277V		
Wattage (+/- 5%)	13W	17W	27W
Lu m e n (+/- 5%)	1,190	1,415	2,110
Efficacy (LPW)	91.5	83.2	78.1
Beam Angle	36°	36°	36°
CRI (Typical)	80, 90		
CCT (Color +/- 5%)	3000K, 3500K, 4000K		
Dimming	Triac, ELV or 0-10V**		
Environment	Wet Location		

120V Approved Dimmers
* Lutron: Skylark S-600 : MRF2-6DN-120 : MACL-153M : DVLV-600P : SELV-300P : CTCL-153P : DVELV-303P : DVCL-153P
* Leviton: D600R, Acenti: Ate06, Trimatron #705W
* Cooper Devine incandescent dimmer 600W
* Pass&seymour harmony incandescent 600W
For 0-10V Driver* *
* Lutron: Nova 0-10V : NTFTV Diva 0-10V : DVTV
* Leviton: Decora 0-10V : IP710DL
* Consult tech. service or factory for additional dimmers ** Consult with factory if you are not using the approved dimmers

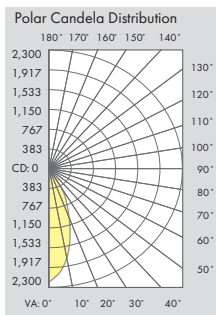
## OPTIONS



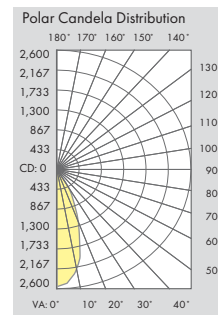
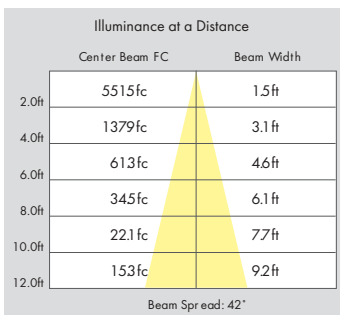
- PCELL = Photocell for Dusk to Dawn operation. Outdoor use ONLY.

## PHOTOMETRIC REPORT

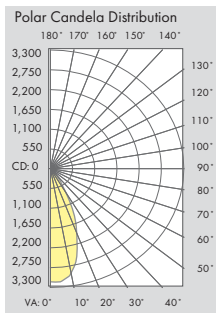
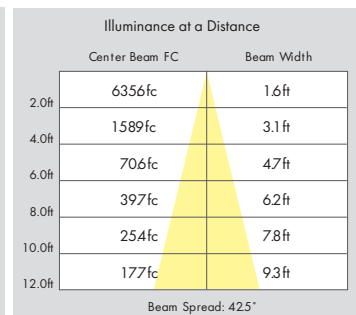
\* Contact Factory for IES File



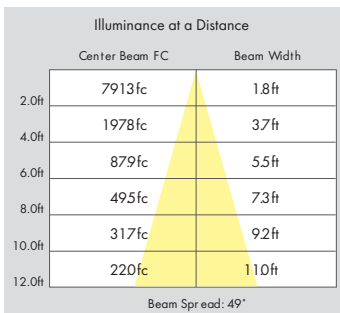
[4SDC/P-13-830]



[4SDC/P-17-830]



[4SDC/P-27-830]



## Ordering Information

Model	-Pendant Style/Length	-Watts	-CRI	Color Temp. *	-Driver	-Housing Finish*	-Options
CIP-4SDC = Ceiling Mount	Place Style <i>before</i> length	-13 = 13W	-8 = 80 CRI	30 = 3000K	-DOB = LED DoB, TRIAC/ELV Dimming	-WH = White	-EM = Emergency Driver
CIP-4SDP = Pendant Mount	- = Standard Pendant	-17 = 17W	-9 = 90 CRI	35 = 3500K		-BK = Black	
	- S = Swivel Mount Pendant	-27 = 27W		40 = 4000K	-ZTDOB = LED DoB, 0-10V Dimming		
	<b>Pendant Lengths</b>						
	6 = 6 Inches						
	12 = 12 Inches						
	18 = 18 Inches						
	24 = 24 Inches						
	36 = 36 Inches						
	48 = 48 Inches						
	<b>Cable and Cord Lengths</b>						
	C12 = 12 Inches						
	C24 = 24 Inches						
	C36 = 36 Inches						
	C50 = 50 Inches						
	C72 = 72 Inches						
	C120 = 120 Inches						

Example: CIP-4SDP-S24-13-8230-DOB-WH

\* Consult factory for other Color Temperatures and Finishes