

DirectAC LED Engine Retrofit Kits: CCT (and Power) Selectable *Flexible, Convenient & Fast*


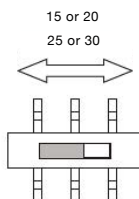
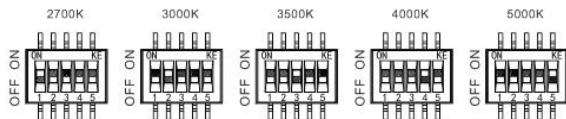


- 5 CCT choices (2700, 3000, 3500, 4000 or 5000K) via Dip switch on PCB
- Two Power Selectable models (5" Round 15W/20W and 7" Round 25W/30W)
- Dedicated Input: 120VAC +/-10%, (50/60Hz)
- 120V TRIAC & ELV Dimmable, 100%-10%
- CRI90 standard; LEDs w/ advanced phosphor technology for superior efficacy
- Color Consistency @ 25°C : 5 SDCM
- Compatible with both Fulham's HotSpot FHSCP-UNV-6W-L-SD and FireHorse 25W Micro-Inverter Emergency Solutions
- 3mm, 5VA frosted lens provided
- L70 => 72,000hrs, L90 = 36,000hrs @ Tc_Module = 90°C
- FCC Part 15B Consumer, EN55015
- Low Flicker, meeting ENERGY STAR® and CEC Title24 JA8 requirements
- ENERGY STAR® Luminaire 2.2 Listed & CSD
- 5 Year Warranty @ Tc 90°C from the date of manufacture

CCT (and two Power selectable) DirectAC LED Engine Retrofit Kits suitable for open or fully enclosed luminaires with plastic or glass lenses. Utilize the included frosted lens for diffused light and obscured LEDs. Reduce SKUs and speed time to market with these high output, high efficacy items!

Power Selector on
two higher-powered
Round models

CCT Switch
common to all
models



Specifications

Input Voltage	120VAC (+/- 10%), 50/60Hz
Operating Temperature Range	-35°C to 50°C / -31°F to 122°F
Lumen Maintenance @105°C	L70= >72,000 hours @ Tc max 105°C / L90= 36,000 hours @ Tc max 90°C
Dimming Type / Range	Leading Edge (TRIAC) or Trailing Edge (ELV) / 100% ~ 10%
Color Consistency	Binning per ANSI C78.377-2015 @25°C; Typ. 3 SDCM, Max. 5 SDCM
Fulham Emergency Backup Options	Constant Power w/ conduit FHSCP-UNV-6W-L-SD; 25W Micro-Inverter FHUPS1-UNV-25L-SD
Input Surge Test	2.5kV Common and Differential mode (Per ES Ring Wave Test)
Warranty	5 years @ Max. Tc 90°C (194°F) from the date of manufacture
Safety/compliance	DirectAC Retrofit Kits: cULus Classified File # E365124 DirectAC Module (without lens): cURus File # E351548 RoHS Compliant, Dry and Damp Location, CEC JA8-2016 ENERGY STAR® Luminaire 2.2 Listed and CSD

Product Models

Model Number	Input Voltage	Input Power (W)	Lumen Output @4000K/90CRI (lm)	Engine Efficacy @4000K /90CRI (lm/W)	Shape	Dimensions (inches)	ENERGY STAR Listed*	ENERGY STAR CSD*
VJT120010AC9TWB	120	10	980	98	Round	3.11"Dia. x 0.71" H	✓	✓
VJT120010LN9TWB-06	120	10	980	98	Linear	6.2"L x 2.41"W x 0.665"H	✓	✓
VJT120020AC9TWB	120	15 or 20	1500 or 2000	100	Round	5.12"Dia. x 0.654" H	✓	✓
VJT120030AC9TWB	120	25 or 30	2500 or 3000	100	Round	6.64"Dia. x 0.654" H	✓	✓

* ENERGY STAR designations: Listed = Luminaire 2.2. CSD= Certified Subcomponent Database

Part Numbering Key

V	J	T	120	010	AC	9	TW	B-06
Product Line V = VividHorse	Compliance J= DirectAC Retrofit Kit (cULus Classified)	Dimming T = TRIAC	Input Voltage 120 = 120VAC	Estimated or Factory Set Power 010 = 10W 020 = 15 or 20W 030 = 25 or 30W	Shape AC=Circular LN=Linear	CRI 9 = 90	Color Temperature TW = 2700-5000K CCT Selectable, Factory Default 3000K	Length (for Linear Product Only) 06 = 6.2 inches

DirectAC Engine Retrofit Kit includes mounting hardware, retrofit labels, and installation instructions.