

OONA-F AmberLED Round Flat Bollards

L70
25°C **147,000 Hours**



NEW Soft Shine Low Glare White Cone Reflector
Daytime View Nighttime View
(Dome Top Shown for Visual Concept)



IES Type III & V Glass
BOFG3Q & BOFG5Q



LED Cone Reflector
BOFRLQ



Louvers
BOFLQ



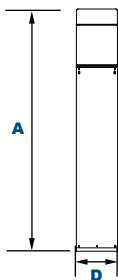
SoftLED LumaLens
Opal Array Lens



Shown with "S5"
Sensor



Shown with GFCI



Dimensions

Diameter (D)	7" (178mm)
Height (A)	41 1/8" (1,057mm)

Project Information:

Project Name:	Fixture Type:
Complete Catalog #:	Date:
Comments:	

The OONA AmberLED Bollards are designed to replace HID lighting systems up to 70w MH or HPS for wildlife, dark skies, or security applications requiring monochromatic AMBER light. LEDs operate between 585 and 595nm, greater than 560nm required for wildlife protection. These fixtures are ideal for retail centers, industrial parks, schools and universities, public transit and airports, office buildings and medical facilities.

Specifications and Features:

Housing:

Extruded Aluminum Housing with Flush Mounting Base & Vandal-Resistant Screws, Flat Top, Internal Ballast Tray for Easy Maintenance. Bollards Can Be Cut to Custom Lengths Upon Request.

Listing & Ratings:

ETL: Listed for Wet Locations, ANSI/UL 1598, 8750; IP65 Sealed LED Compartment.

Finish:

Textured Architectural Bronze or Black Powdercoat Finish Over a Chromate Conversion Coating. Custom Colors Available Upon Request.

Style:

IES Type III or V Clear Prismatic Borosilicate Glass Refractor, Specially Designed Cone Reflector or Internal Louvers

Lens:

Clear UV-Stabilized Polycarbonate Vandal-Resistant Lens or SoftLED LumaLens UV-Stabilized Polycarbonate Opal Vandal-Resistant Lens

Mounting Options:

Mounting Kit with 8" Zinc-Plated Anchor Bolts, Included.

AmberLED:

Aluminum Boards

Wattage:

Array: 14.5w, System: 17w; (70w HID Equivalent)

Driver:

Electronic Driver, 120-277V, 50/60Hz; Less Than 20% THD and PF>0.90. Standard Internal Surge Protection 2kV. 0-10V Dimming Standard for a Dimming Range of 100% to 10%; Dimming Source Current is 150 Microamps.

Controls:

Fixtures Ordered with Factory-Installed Photocell or Motion Sensor Controls are Internally Wired for Switching and/or 1-10V Dimming Within the Housing. Please consult factory for remote direct wired interface of 1-10V Dimming, fixtures are not wired for remote control connection standard and may not be available in this configuration. Fixtures are NOT designed for use with line voltage dimmers.

Warranty:

5-Year Warranty for -40°C to +40°C Environment.

See Page 4 for Projected Lumen Maintenance Table.

AmberLED

Certification & Listings:



Order Information Example:

OONA-F-G3QF1X15UAMZ36SF

	F	1X15	U	AM				
Model	Optics	Wattage	Driver	CCT	Lens	Color	Height	Options
OONA-F-RWQ =Round Flat Top Bollard with Soft Shine Low Glare White Cone Reflector OONA-F-RLQ =Round Flat Top Bollard with LED Cone Reflector OONA-F-G3Q =Round Flat Top Bollard with IES Type III Glass OONA-F-G5Q =Round Flat Top Bollard with IES Type V Glass OONA-F-LQ =Round Flat Top Bollard with Louvers	F=Wide Beam Spread	1X15=15w	U=120-277V	AM=1400K	(Leave Blank) =Clear Lens L =SoftLED LumaLens Opal UV-Stabilized Polycarbonate Array Lens* *White Cone Reflector Only	Z =Bronze B =Black C =Custom (Consult Factory)	(Leave Blank) =42" Standard Height 36 =36" Height 30 =30" Height	SF =Single Fuse* DF =Double Fuse* SP =Surge Protection GF1 =GFCI Outlet, 15A, 120V GSB =180° Glare Shield, Black GSZ =180° Glare Shield, Bronze GSC =180° Glare Shield, Custom Color (Consult Factory) S5 =Microwave Sensor with Dimming & Remote Programming. See P17125 Spec. Page for Details.* BU =Battery Backup, 90 Minutes* BUC =Cold Start Battery Backup, -20°C, 90 Minutes* *120-277V Models Only.


Accessories & Replacement Parts:

Mounting Accessories

(Order Separately, Field Installed)

BOLAN4	Mounting Kit, Includes Bracket & Three (3) 4" Zinc-Plated Anchor Bolts
BOLAN8	Mounting Kit, Includes Bracket & Three (3) 8" Zinc-Plated Anchor Bolts
BOLAN12	Mounting Kit, Includes Bracket & Three (3) 12" Zinc-Plated Anchor Bolts
BOLAN15	Mounting Kit, Includes Bracket & Three (3) 15" Zinc-Plated Anchor Bolts
BREBASE*	Bollard Retrofit Base Kit Adapts New Bollards to Most Existing Bolt Patterns. Fits Bollards. Die Cast with Powdercoat Finish, Hardware Included. 11½" Dia. x 1½" H

*Specify Color: Z=Bronze, B=Black, C=Custom (Consult Factory)



BOLAN **BREBASE***

*Shown Mounted

Accessories

(Order Separately, Field Installed)

P17126 Remote Programming Tool for P17125



P17126

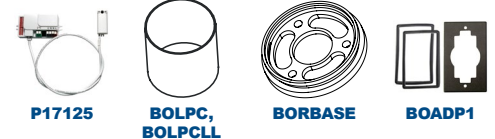
Replacement Parts

(Order Separately, Field Installed)

P17125	Internal Microwave Sensor with Dimming & Remote Programming, 120-277V Only. See P17125 Spec. Page for Details.
BOLPC	Replacement Round UV-Stabilized Polycarbonate Vandal-Resistant Lens
BOLPCLL	Replacement SoftLED LumaLens Opal UV-Stabilized Polycarbonate Array Lens
BORBASE*	Die Cast Base Plate with Powdercoat Finish Over a Chromate Conversion Coating.
BOADP1	Adapter Plate with Gaskets for Outlet Boxes. Fits Round Bollards. Die Cast with Bronze Powdercoat Finish.

*Specify Color: Z=Bronze, B=Black, C=Custom (Consult Factory)

For Replacement Battery Backup, see the LED Battery Backup Specification Sheet.



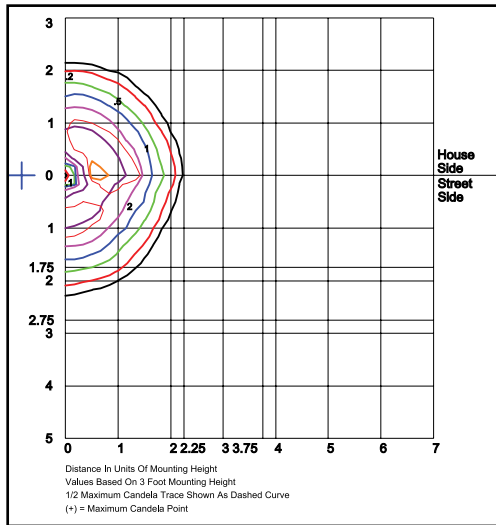
P17125

**BOLPC,
BOLPCLL**

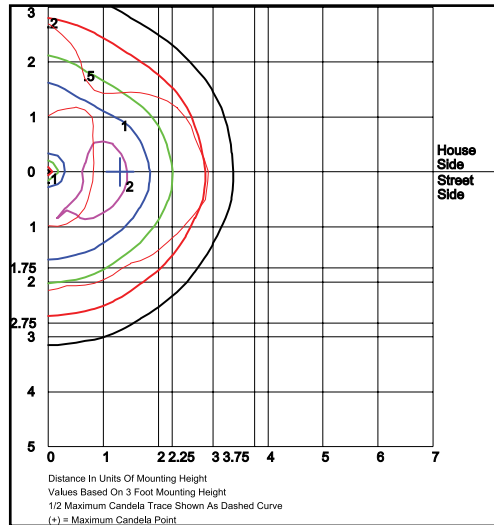
BORBASE

BOADP1

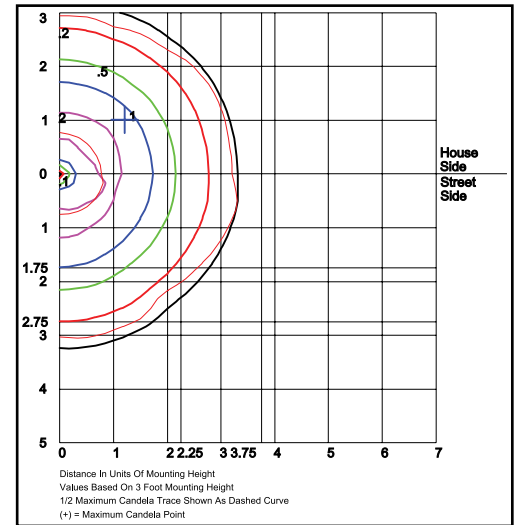
Photometric Data



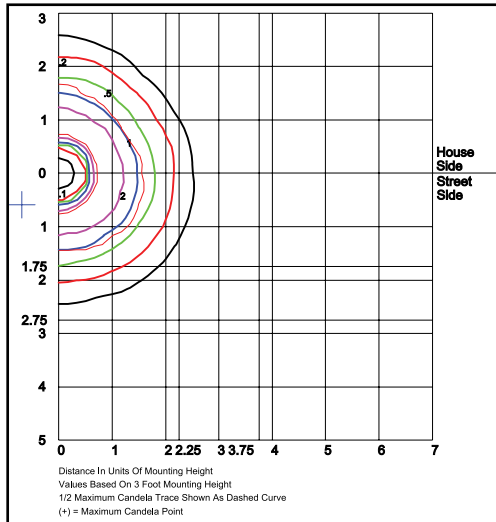
**OONA-F-RWQ-F-1X15-U-AM &
OONA-F-RLQ-F-1X15-U-AM**
Type V
Grid in feet, Mounting Height = 3 ft.



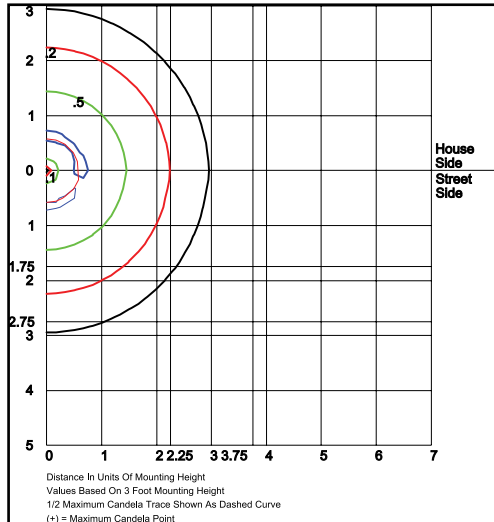
OONA-F-G3Q-F-1X15-U-AM
Type V
Grid in feet, Mounting Height = 3 ft.



OONA-F-G5Q-F-1X15-U-AM
Type V
Grid in feet, Mounting Height = 3 ft.

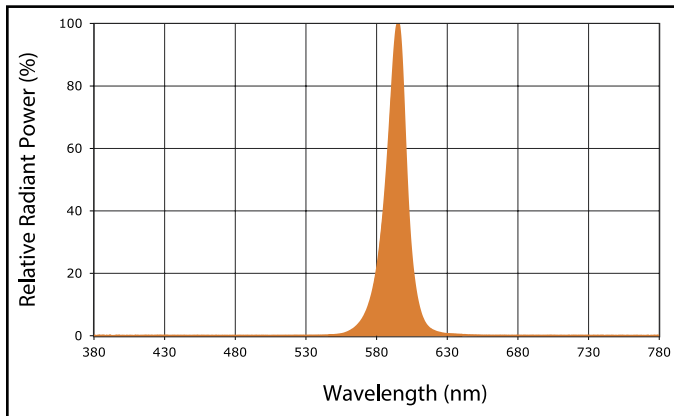


OONA-F-LQ-F-1X15-U-AM
Type V
Grid in feet, Mounting Height = 3 ft.



**OONA-F-RWQ-F-1X15-U-AM-L,
LumaLens Type V**
Grid in feet, Mounting Height = 3 ft.

Spectral Chart



Photometric Performance

LED Board Watts	Drive Current (mA)	Input Watts	Optics	Amber LEDs				
				Lumens	LPW	B	U	G
AmberLED 15w	116	17	Cone Reflectors	360	21	0	2	0
			BOFG3 Type III Glass	277	16	0	2	0
			BOFG5 Type V Glass	270	16	0	2	0
			BOFL Louvers	187	11	0	1	0

Projected Lumen Maintenance

Data shown for Amber LEDs			Compare to MH			
TM-21-11	Input Watts	Initial	25,000 Hrs	50,000 Hrs	100,000 Hrs	Calculated LED Life
L70 Lumen Maintenance @ 25°C / 77°F	17	1.00	0.95	0.90	0.80	147,000
L70 Lumen Maintenance @ 50°C / 122°F		1.00	0.89	0.78	0.55	67,000
L80 Lumen Maintenance @ 40°C / 104°F		1.00	0.92	0.85	0.70	66,000

NOTES:

- Projected per IESNA TM-21-11. Data references the extrapolated performance projections for the base model in a 25°C ambient, based on 10,000 hours of LED testing per IESNA LM-80-08.
- Compare to MH box indicates suggested Light Loss Factor (LLF) to be used when comparing to Metal Halide (MH) systems.