

**INTRODUCTION**

**FEATURE**

- Split LED Modular Structure
- IC Rated Recessed Downlight
- Optimized Antiglare Lighting Design
- Long Lifespan Design >50,000hours
- Working Temperature: -20°C~40°C

**MATERIAL & FINISH**

- LED Brand: LUMINUS & GUBO
- Remote Flicker-free Driver Brand: GUBO
- Housing: Die-casted Aluminum
- Optics: High Efficiency Lens
- [MCA] Module: Tall Module, UGR≤13
- [MCB] Module: Slim Module, UGR≤16

**INSTALLATION**

- False Ceiling Recessed
- Tilt Adjustable ±30°, Horizontal Swivel 350°
- Suitable for Interior Ceiling Light, like Hotel.....

**STANDARD**

- Designed and Manufactured to Comply with CE/RoHS/EMF/TUV/CB/SA/Erp/cUL/FCC
- IP20 Protection, Class II Electric

**OPTION**

- LED CCT: 1,800K~10,000K/R/G/B/Y/RGBW
- LED Grown Light: Full Spectrum 380nm~840nm
- [CRI]: [E] RA80, [G] RA90, [H] RA97
- Custom Finish Colors:

**[F2] CUSTOM TRIM FINISH: Colors by RAL Code**

- |          |          |          |           |          |
|----------|----------|----------|-----------|----------|
| WHITE    | BLACK    | GREY     | DARK GREY | BRASS    |
| RAL9010P | RAL9005P | RAL7042P | RAL7016P  | RAL1024P |

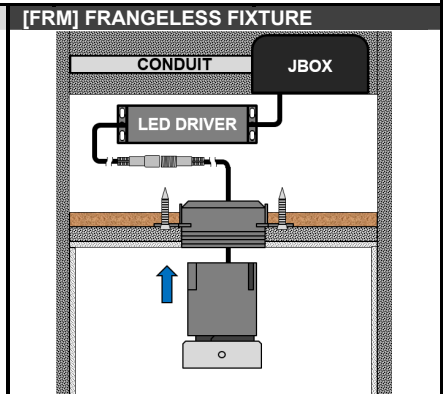
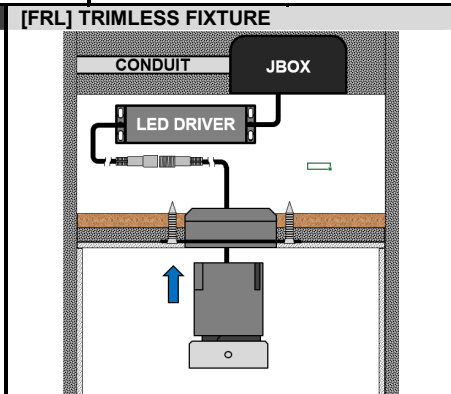
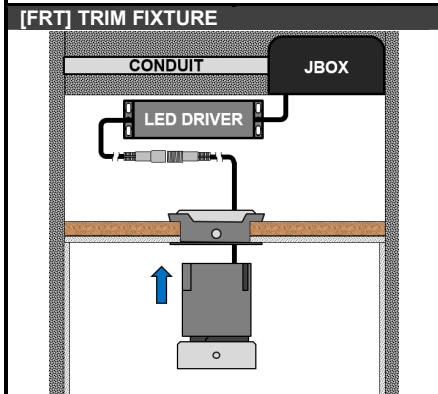






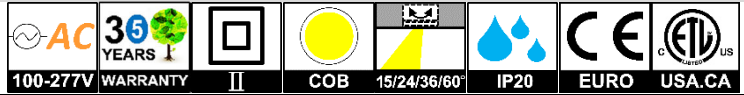


**[F3] CUSTOM BAFFLE FINISH**

- |         |         |         |           |           |
|---------|---------|---------|-----------|-----------|
| WHITE   | BLACK   | CHROME  | GUN BLACK | ROSE GOLD |
| [F3MWT] | [F3MBK] | [F3GCM] | [F3GBKG]  | [F3GGDR]  |



**GBR121A: LED DOWNLIGHT**



MODEL	LED MODULE PARAMETER					POWER FACTOR	BEAM ANGLE	CONTROL MODE 【Remote Driver】	INPUT 【V】
	POWER 【W】	LED TYPE	CCT 【K】		CRI				
GBR121A- MCA35A- MSA35A	3W	1*10W SMD3535	G2700K		RA90	220	>0.4	[SYMMETRIC] BL15D:15° BL24D:24° BL30D:30° BL40D:40° BL60D:60° [CDT]:TRIAC(15%) [CDV]:0/1~10V(8%) [CDV0]:0~10V(1%) [CDV1]:1~10V(10%) [CDX]:DMX512(1%) [CDA]:DALI(1%) [CDP]:PWM(1%) [CDZ]:ZIGBEE(1%) [CRF]:2.4GRF(1%)	AC100~277V [AC220~240V] [AC100~240V] [AC100~347V] 50/60Hz
			G3000K		RA90	230			
			G3500K		RA90	230			
			G4000K		RA90	230			
			G5000K		RA90	230			
	3W	1*10W SMD3535	H2700K		RA97	198	>0.4		
			H3000K		RA97	205			
			H3500K		RA97	205			
	2C@2W	TWH	H2700K	H6000K	RA97	110	>0.4		
	3C@1W	1RGB	620nm	520nm	465nm	\	110		
4C@1W	RGBW	620nm	520nm	465nm	2700K	\	110	>0.4	
GBR121A- MCA35B- MSA35B	5W	1*10W SMD3535	G2700K		RA90	385	>0.5		
			G3000K		RA90	405			
			G3500K		RA90	400			
			G4000K		RA90	420			
			G5000K		RA90	420			
	5W	1*10W SMD3535	H2700K		RA97	335	>0.5		
			H3000K		RA97	345			
			H3500K		RA97	345			
	2C@2W	TWH	H2700K	H6000K	RA97	380	>0.4		
	3C@1W	1RGB	620nm	520nm	465nm	\	110	>0.4	
4C@1W	RGBW	620nm	520nm	465nm	2700K	\	110	>0.4	

**NOTE:**

All parameters are measured at 25°C ambient temperature, 35% humidity experimental environment. Tolerances of power and luminous flux are ±10%, tolerance of color rendering index is ±5.

**CASE STUDY**


MODEL: MCA35A-5W



MODEL: MCA35A-5W


MODEL: MCA35A-3W

MODEL: MCA35A-3W



DIMENSION: [UNIT: MM]			
<b>NAME:</b> Recessed Trim Fixture MCA35 <b>MODEL:</b> GBR121A-FRT-C35A-MCA35		<b>NAME:</b> Recessed Circular Trim Fixture MCA35 <b>MODEL:</b> GBR121A-FRT-S35A-MSA35	
	<p>Φ39/1.54"</p> <p>MCA35A: 81/3.2" MCA35B: 91/3.6"</p>		<p>S40/1.58"</p> <p>MSA35A: 80/3.2" MSA35B: 90/3.6"</p>
<b>NAME:</b> Recessed Trim Fixture 2 Light MSA35 <b>MODEL:</b> GBR121A-FRT-S35A-LS2A-MSA35		<b>NAME:</b> Recessed Trim Fixture 3 Light MSA35 <b>MODEL:</b> GBR121A-FRT-S35A-LS3A-MSA35	
	<p>L82.5/3.25"</p> <p>W40/1.58"</p> <p>MSA35A: 80/3.2" MSA35B: 90/3.6"</p>		<p>L125/4.92"</p> <p>W40/1.58"</p> <p>MSA35A: 80/3.2" MSA35B: 90/3.6"</p>
<b>NAME:</b> Recessed Trim Fixture 4 Light MSA35 <b>MODEL:</b> GBR121A-FRT-S35A-LD2A-MSA35		<b>NAME:</b> Recessed Trim Fixture 6 Light MSA35 <b>MODEL:</b> GBR121A-FRT-S35A-LD3A-MSA35	
	<p>S82.5/3.25"</p> <p>MSA35A: 80/3.2" MSA35B: 90/3.6"</p>		<p>L125/4.92"</p> <p>W82.5/3.25"</p> <p>MSA35A: 80/3.2" MSA35B: 90/3.6"</p>

DIMENSION: [UNIT: MM]			
<b>NAME:</b> Recessed Trimless Fixture MCA35 <b>MODEL:</b> GBR121A-FRL-C35A-MCA35	<b>NAME:</b> Recessed Flangeless Fixture MCA35 <b>MODEL:</b> GBR121A-FRM-C35A-MCA35	<b>NAME:</b> Recessed Flangeless Fixture MCA35 <b>MODEL:</b> GBR121A-FRM-S35A-MSA35	
	<p>Φ50/1.97"</p> <p>2mm</p> <p>MCA35A: 80/3.2" MCA35B: 90/3.6"</p>		<p>Φ32/1.25"</p> <p>2~6mm</p> <p>MCA35A: 80/3.2" MCA35B: 90/3.6"</p>
<b>NAME:</b> Recessed Flangeless Fixture 2 Light MSA35 <b>MODEL:</b> GBR121A-FRM-S35A-LS2A-MSA35		<b>NAME:</b> Recessed Flangeless Fixture 3 Light MSA35 <b>MODEL:</b> GBR121A-FRM-S35A-LS3A-MSA35	
	<p>L76.5/3"</p> <p>W34/1.34"</p> <p>2~6mm</p> <p>MSA35A: 80/3.2" MSA35B: 90/3.6"</p>		<p>L120/4.73"</p> <p>W34/1.34"</p> <p>2~6mm</p> <p>MSA35A: 80/3.2" MSA35B: 90/3.6"</p>
<b>NAME:</b> Recessed Flangeless Fixture 4 Light MSA35 <b>MODEL:</b> GBR121A-FRM-S35A-LD2A-MSA35		<b>NAME:</b> Recessed Flangeless Fixture 6 Light MSA35 <b>MODEL:</b> GBR121A-FRM-S35A-LD3A-MSA35	
	<p>S76.5/3"</p> <p>2~6mm</p> <p>MSA35A: 80/3.2" MSA35B: 90/3.6"</p>		<p>L120/4.73"</p> <p>W76.5/3"</p> <p>2~6mm</p> <p>MSA35A: 80/3.2" MSA35B: 90/3.6"</p>

MODEL	LED MODULE PARAMETER					POWER FACTOR	BEAM ANGLE	CONTROL MODE 【Remote Driver】	INPUT 【V】	
	POWER 【W】	LED TYPE	CCT 【K】	CRI	LUMEN 【LM】					
GBR121A- MCA45A -MSA45A	5W	CXM-6 COB	G2700K	RA90	385	> 0.5	[SYMMETRIC] BL15D:15° BL24D:24° BL36D:36°	[CDT]: TRIAC(15%) [CDV]: 0/1~10V(8%) [CDV0]: 0~10V(1%) [CDV1]: 1~10V(10%) [CDX]: DMX512(1%) [CDA]: DALI(1%) [CDP]: PWM(1%) [CDZ]: ZIGBEE(1%) [CRF]: 2.4GRF(1%)	AC100~277V [AC220~240V] [AC100~240V] [AC100~347V] 50/60Hz	
			G3000K	RA90	405					
			G3500K	RA90	400					
			G4000K	RA90	420					
			G5000K	RA90	420					
	5W	CXM-6 COB	H2700K	RA97	335	> 0.5				
			H3000K	RA97	345					
			H3500K	RA97	345					
	2C@5W	TWH	H2700K	H6000K	RA97	270				> 0.5
	3C@5W	RGB	620nm	520nm	465nm	\				270
4C@5W	RGBW	620nm	520nm	465nm	2700K	\	270	> 0.5		
5C@5W	RGBTW	620nm	520nm	465nm	2700K	6000K	\	270	> 0.5	
GBR121A- MCA45B -MSA45B	7W [5W]	CXM-6 COB	G2700K	RA90	550	> 0.5	[BGL] Louver 		[CV DC12V] [CV DC24V] [CV DC48V]	
			G3000K	RA90	580					
			G3500K	RA90	580					
			G4000K	RA90	600					
			G5000K	RA90	600					
	7W [5W]	CXM-6 COB	H2700K	RA97	480	> 0.5				
			H3000K	RA97	500					
			H3500K	RA97	500					
	2C@7W	TWH	H2700K	H6000K	RA97	320				> 0.5
	3C@7W	RGB	620nm	520nm	465nm	\				320
4C@7W	RGBW	620nm	520nm	465nm	2700K	\	320	> 0.5		
5C@7W	RGBTW	620nm	520nm	465nm	2700K	6000K	\	320	> 0.5	

**NOTE:**

All parameters are measured at 25°C ambient temperature, 35% humidity experimental environment. Tolerances of power and luminous flux are ±10%, tolerance of color rendering index is ±5.

**CASE STUDY**

MODEL: MCA35A-5W and MCA45A-7W



MODEL: MCA45A-7W      MODEL: MCA45A-7W      MODEL: MCA45A-5W




DIMENSION: [UNIT: MM]			
NAME: Recessed Trim Fixture MCA45 MODEL: GBR121A-FRT-C45A-MCA45		NAME: Recessed Circular Trim Fixture MCA45 MODEL: GBR121A-FRT-S45A-MSA45	
Cutout Hole: Ø45/1.78"		Cutout Hole: S45/1.78"	
NAME: Recessed Trim Fixture 2 Light MSA45 MODEL: GBR121A-FRT-S45A-LS2A-MSA45		NAME: Recessed Trim Fixture 3 Light MSA45 MODEL: GBR121A-FRT-S45A-LS3A-MSA45	
Cutout Hole: W45/1.78", L98/3.86"		Cutout Hole: W45/1.78", L150/5.91"	
NAME: Recessed Trim Fixture 4 Light MSA45 MODEL: GBR121A-FRT-S45A-LD2A-MSA45		NAME: Recessed Trim Fixture 6 Light MSA45 MODEL: GBR121A-FRT-S45A-LD3A-MSA45	
Cutout Hole: S98/3.86"		Cutout Hole: W98/3.86", L150/5.91"	


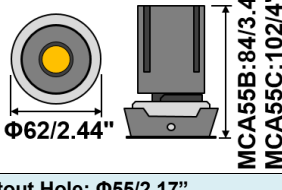

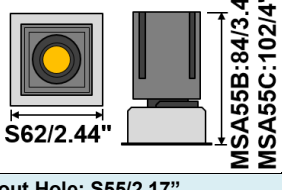

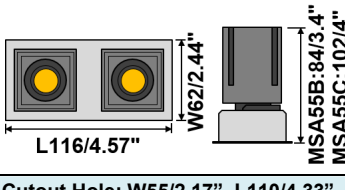

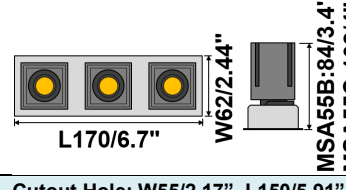

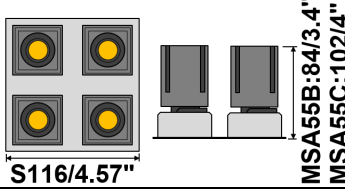
DIMENSION: [UNIT: MM]					
NAME: Recessed Trimless Fixture MCA45 MODEL: GBR121A-FRL-C45A-MCA45		NAME: Recessed Flangeless Fixture MCA45 MODEL: GBR121A-FRM-C45A-MCA45		NAME: Recessed Flangeless Fixture MCA45 MODEL: GBR121A-FRM-S45A-MSA45	
Cutout Hole: Ø45/1.78"		Cutout Hole: Ø45/1.78"		Cutout Hole: S48/1.9"	
NAME: Recessed Flangeless Fixture 2 Light MSA45 MODEL: GBR121A-FRM-S45A-LS2A-MSA45			NAME: Recessed Flangeless Fixture 3 Light MSA45 MODEL: GBR121A-FRM-S45A-LS3A-MSA45		
Cutout Hole: W48/1.9", L100/3.94"			Cutout Hole: W48/1.9", L150/5.9"		
NAME: Recessed Flangeless Fixture 4 Light MSA45 MODEL: GBR121A-FRM-S45A-LD2A-MSA45			NAME: Recessed Flangeless Fixture 6 Light MSA45 MODEL: GBR121A-FRM-S45A-LD3A-MSA45		
Cutout Hole: S100/3.94"			Cutout Hole: W100/3.94", L150/5.9"		


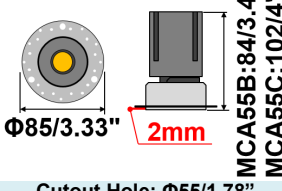

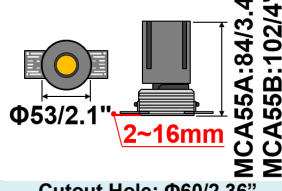

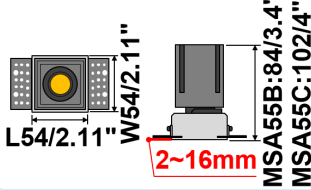

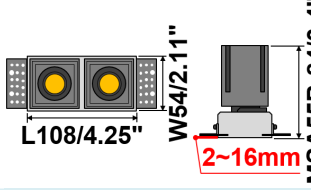

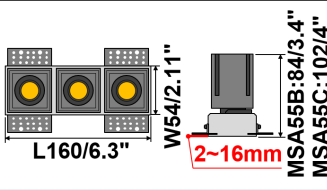

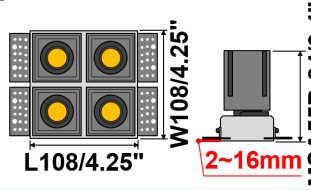
MODEL	LED MODULE PARAMETER					POWER FACTOR	BEAM ANGLE	CONTROL MODE 【Remote Driver】	INPUT 【V】
	POWER 【W】	LED TYPE	CCT 【K】	CRI	LUMEN 【LM】				
GBR121A-MCA55B-MSA55B	5W [3W]	CXM-6 COB	G2700K	RA90	385	>0.5	[SYMMETRIC] BL15D:15° BL24D:24° BL36D:36° BL50D:50°  [BGL] Louver	[CDT]:TRIAC(15%) [CDV]:0/1~10V(8%) [CDV0]:0~10V(1%) [CDV1]:1~10V(10%) [CDX]:DMX512(1%) [CDA]:DALI(1%) [CDP]:PWM(1%) [CDZ]:ZIGBEE(1%) [CRF]:2.4GRF(1%)	AC100~277V [AC220~240V] [AC100~240V] [AC100~347V] 50/60Hz  [CV DC12V] [CV DC24V] [CV DC48V]
			G3000K	RA90	405				
			G3500K	RA90	400				
			G4000K	RA90	420				
			G5000K	RA90	420				
	5W [3W]	CXM-6 COB	H2700K	RA97	335	>0.5			
			H3000K	RA97	345				
			H3500K	RA97	345				
			H4000K	RA97	380				
			2C@5W	TWH	H2700K				
3C@5W	RGB	620nm	520nm	465nm	\	320	>0.5		
4C@5W	RGBW	620nm	520nm	465nm	2700K	\	320	>0.5	
5C@5W	RGBTW	620nm	520nm	465nm	2700 6000K	\	320	>0.5	
GBR121A-MCA55B-MSA55B	7W [5W]	CXM-6 COB	G2700K	RA90	550	>0.5			
			G3000K	RA90	580				
			G3500K	RA90	580				
			G4000K	RA90	600				
			G5000K	RA90	600				
	7W [5W]	CXM-6 COB	H2700K	RA97	480	>0.5			
			H3000K	RA97	500				
			H3500K	RA97	500				
			H4000K	RA97	550				
			2C@7W	TWH	H2700K		H6000K	RA97	380
3C@7W	RGB	620nm	520nm	465nm	\	380	>0.5		
4C@7W	RGBW	620nm	520nm	465nm	2700K	\	380	>0.5	
5C@7W	RGBTW	620nm	520nm	465nm	2700 6000K	\	380	>0.5	
GBR121A-MCA55C-MSA55C	10W [7W] [5W]	CXM-6 COB	G2700K	RA90	770	>0.9			
			G3000K	RA90	810				
			G3500K	RA90	800				
			G4000K	RA90	840				
			G5000K	RA90	840				
	10W [7W] [5W]	CXM-6 COB	H2700K	RA97	670	>0.9			
			H3000K	RA97	690				
			H3500K	RA97	690				
			H4000K	RA97	760				
			2C@10W	TWH	H2700K		H6000K	RA97	540
3C@10W	RGB	620nm	520nm	465nm	\	540	>0.5		
4C@10W	RGBW	620nm	520nm	465nm	2700K	\	540	>0.5	
5C@10W	RGBTW	620nm	520nm	465nm	2700 6000K	\	540	>0.5	


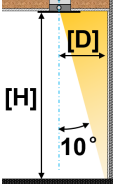


**NOTE:**

All parameters are measured at 25°C ambient temperature, 35% humidity experimental environment. Tolerances of power and luminous flux are ±10%, tolerance of color rendering index is ±5.



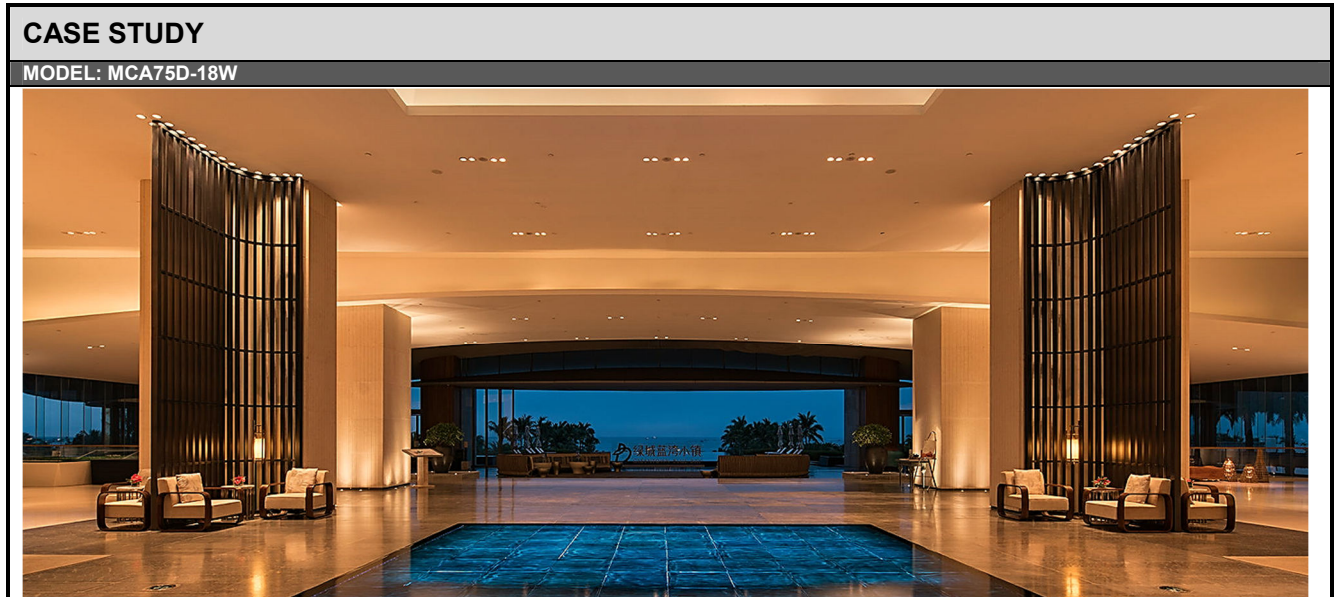
DIMENSION: [UNIT: MM]	
<p>NAME: Recessed Trim Fixture MCA55 MODEL: GBR121A-FRT-C55A-MCA55</p>   <p>Φ62/2.44" MCA55B:84/3.4" MCA55C:102/4"</p> <p>Cutout Hole: Φ55/2.17"</p>	<p>NAME: Recessed Circular Trim Fixture MCA55 MODEL: GBR121A-FRT-S55A-MSA55</p>   <p>S62/2.44" MSA55B:84/3.4" MSA55C:102/4"</p> <p>Cutout Hole: S55/2.17"</p>
<p>NAME: Recessed Trim Fixture 2 Light MSA55 MODEL: GBR121A-FRT-S55A-LS2A-MSA55</p>   <p>L116/4.57" W62/2.44" MSA55B:84/3.4" MSA55C:102/4"</p> <p>Cutout Hole: W55/2.17", L110/4.33"</p>	<p>NAME: Recessed Trim Fixture 3 Light MSA55 MODEL: GBR121A-FRT-S55A-LS3A-MSA55</p>   <p>L170/6.7" W62/2.44" MSA55B:84/3.4" MSA55C:102/4"</p> <p>Cutout Hole: W55/2.17", L150/5.91"</p>
<p>NAME: Recessed Trim Fixture 4 Light MSA55 MODEL: GBR121A-FRT-S55A-LD2A-MSA55</p>   <p>S116/4.57" MSA55B:84/3.4" MSA55C:102/4"</p> <p>Cutout Hole: S110/4.33"</p>	

DIMENSION: [UNIT: MM]	
<p>NAME: Recessed Trimless Fixture MCA55 MODEL: GBR121A-FRL-C55A-MCA55</p>   <p>Φ85/3.33" 2mm MCA55B:84/3.4" MCA55C:102/4"</p> <p>Cutout Hole: Φ55/1.78"</p>	<p>NAME: Recessed Flangeless Fixture MCA55 MODEL: GBR121A-FRM-C55A-MCA55</p>   <p>Φ53/2.1" 2~16mm MCA55A:84/3.4" MCA55B:102/4"</p> <p>Cutout Hole: Φ60/2.36"</p>
<p>NAME: Recessed Flangeless Fixture MCA55 MODEL: GBR121A-FRM-S55A-MSA55</p>   <p>L54/2.11" W54/2.11" 2~16mm MSA55B:84/3.4" MSA55C:102/4"</p> <p>Cutout Hole: W55/2.17", L60/2.36"</p>	<p>NAME: Recessed Flangeless Fixture 2 Light MSA55 MODEL: GBR121A-FRM-S55A-LS2A-MSA55</p>   <p>L108/4.25" W54/2.11" 2~16mm MSA55B:84/3.4" MSA55C:102/4"</p> <p>Cutout Hole: W55/2.17", L115/4.53"</p>
<p>NAME: Recessed Flangeless Fixture 3 Light MSA55 MODEL: GBR121A-FRM-S55A-LS3A-MSA55</p>   <p>L160/6.3" W54/2.11" 2~16mm MSA55B:84/3.4" MSA55C:102/4"</p> <p>Cutout Hole: W60/2.36", L165/6.5"</p>	<p>NAME: Recessed Flangeless Fixture 4 Light MSA55 MODEL: GBR121A-FRM-S55A-LD2A-MSA55</p>   <p>L108/4.25" W108/4.25" 2~16mm MSA55B:84/3.4" MSA55C:102/4"</p> <p>Cutout Hole: W110/4.33", L115/4.53"</p>

MODEL	LED MODULE PARAMETER					POWER FACTOR	BEAM ANGLE	CONTROL MODE 【Remote Driver】	INPUT 【V】			
	POWER 【W】	LED TYPE	CCT 【K】	CRI	LUMEN 【LM】							
GBR121A-MCA75A-MSA75A	7W [5W]	CXM-6 COB	G2700K	RA90	550	> 0.5	[SYMMETRIC] BL8D:8° BL15D:15° BL24D:24° BL36D:36° BL60D:60°					
			G3000K	RA90	580							
			G3500K	RA90	580							
			G4000K	RA90	600							
			G5000K	RA90	600							
	7W [5W]	CXM-6 COB	H2700K	RA97	480	> 0.5						
			H3000K	RA97	500							
			H3500K	RA97	500							
			H4000K	RA97	550							
			2C@7W	TWH	H2700K					H6000K	RA97	380
3C@7W	RGB	620nm	520nm	465nm	\	380	> 0.5					
4C@7W	RGBW	620nm	520nm	465nm	2700K	\	380	> 0.5				
5C@7W	RGBTW	620nm	520nm	465nm	2700 6000K	\	380	> 0.5				
GBR121A-MCA75B-MSA75B	10W [7W] [5W]	CXM-6 COB	G2700K	RA90	770	> 0.9	[BGL] Louver 					
			G3000K	RA90	810							
			G3500K	RA90	800							
			G4000K	RA90	840							
			G5000K	RA90	840							
	10W [7W] [5W]	CXM-6 COB	H2700K	RA97	670	> 0.9						
			H3000K	RA97	690							
			H3500K	RA97	690							
			H4000K	RA97	760							
			2C@10W	TWH	H2700K					H6000K	RA97	540
3C@10W	RGB	620nm	520nm	465nm	\	540	> 0.5					
4C@10W	RGBW	620nm	520nm	465nm	2700K	\	540	> 0.5				
5C@10W	RGBTW	620nm	520nm	465nm	2700 6000K	\	540	> 0.5				
GBR121A-MCA75C-MSA75C	15W [10W]	CXM-6 COB	G2700K	RA90	1155	> 0.9	[D]:[H]=1:3 					
			G3000K	RA90	1215							
			G3500K	RA90	1200							
			G4000K	RA90	1260							
			G5000K	RA90	1260							
	15W [10W]	CXM-6 COB	H2700K	RA97	1005	> 0.9						
			H3000K	RA97	1035							
			H3500K	RA97	1035							
			H4000K	RA97	1140							
			2C@15W	TWH	H2700K					H6000K	RA97	810
3C@15W	RGB	620nm	520nm	465nm	\	810	> 0.5					
4C@15W	RGBW	620nm	520nm	465nm	2700K	\	810	> 0.5				
5C@15W	RGBTW	620nm	520nm	465nm	2700 6000K	\	810	> 0.5				
GBR121A-MCA75D-MSA75D	18W [15W] [12W]	CXM-9 COB	G2700K	RA90	1385	> 0.9	[PHP] PIN-HOLE 					
			G3000K	RA90	1455							
			G3500K	RA90	1440							
			G4000K	RA90	1512							
			G5000K	RA90	1512							
	18W [15W] [12W]	CXM-9 COB	H2700K	RA97	1205	> 0.9				[PHV] OVAL-HOLE 		
			H3000K	RA97	1242							
			H3500K	RA97	1242							
			H4000K	RA97	1368							
			2C@18W	TWH	H2700K							
3C@18W	RGB	620nm	520nm	465nm	\	970	> 0.5					
4C@18W	RGBW	620nm	520nm	465nm	2700K	\	970	> 0.5				
5C@18W	RGBTW	620nm	520nm	465nm	2700 6000K	\	970	> 0.5				

**NOTE:**

All parameters are measured at 25°C ambient temperature, 35% humidity experimental environment. Tolerances of power and luminous flux are ±10%, tolerance of color rendering index is ±5.





<b>DIMENSION: [UNIT: MM]</b>			
<b>NAME: Recessed Trim Fixture MCA75</b> <b>MODEL: GBR121A-FRT-C75A-MCA75</b>		<b>NAME: Recessed Trim Fixture MCA75</b> <b>MODEL: GBR121A-FRT-C75A-MCA75 [BAS10D]</b>	
	 <b>Cutout Hole: Φ75/2.95"</b>		 <b>Cutout Hole: Φ75/2.95"</b>
<b>NAME: Recessed Trim Fixture MCA75 Pin-Hole</b> <b>MODEL: GBR121A-FRT-C75A-MCA75 [PHP]</b>		<b>NAME: Recessed Trim Fixture MCA75 Oval-Hole</b> <b>MODEL: GBR121A-FRT-C75A-MCA75 [PHV]</b>	
	 <b>Cutout Hole: Φ75/2.95"</b>		 <b>Cutout Hole: Φ75/2.95"</b>
<b>NAME: Recessed Square Trim Fixture MSA75</b> <b>MODEL: GBR121A-FRT-S75A-MSA75</b>		<b>NAME: Recessed Square Trim Fixture MSA75</b> <b>MODEL: GBR121A-FRT-S75A-MSA75 [BAS10D]</b>	
	 <b>Cutout Hole: S75/2.95"</b>		 <b>Cutout Hole: S75/2.95"</b>
<b>NAME: Recessed Trim Fixture 2 Light MSA75</b> <b>MODEL: GBR121A-FRT-S75A-LS2A-MSA75</b>		<b>NAME: Recessed Trim Fixture 2 Light MSA75</b> <b>MODEL: GBR121A-FRT-S75A-LS2A-MSA75 [BAS10D]</b>	
	 <b>Cutout Hole: W75/2.95", L150/5.91"</b>		 <b>Cutout Hole: W75/2.95", L150/5.91"</b>
<b>NAME: Recessed Trim Fixture 3 Light MSA75</b> <b>MODEL: GBR121A-FRT-S75A-LS3A-MSA75</b>		<b>NAME: Recessed Trim Fixture 3 Light MSA75</b> <b>MODEL: GBR121A-FRT-S75A-LS3A-MSA75 [BAS10D]</b>	
	 <b>Cutout Hole: W75/2.95", L220/8.7"</b>		 <b>Cutout Hole: W75/2.95", L220/8.7"</b>
<b>NAME: Recessed Trim Fixture 4 Light MSA75</b> <b>MODEL: GBR121A-FRT-S75A-LD2A-MSA75</b>		<b>NAME: Recessed Trim Fixture 4 Light MSA75</b> <b>MODEL: GBR121A-FRT-S75A-LD2A-MSA75 [BAS10D]</b>	
	 <b>Cutout Hole: S150/5.91"</b>		 <b>Cutout Hole: S150/5.91"</b>

<b>DIMENSION: [UNIT: MM]</b>	
<p><b>NAME:</b> Recessed Trimless Fixture MCA75 <b>MODEL:</b> GBR121A-FRL-C75A-MCA75</p> <p>Cutout Hole: <math>\Phi 75/2.95"</math> MCA75A: 82/3.23" MCA75B: 97/3.82" MCA55C: 113/4.45" MCA75D: 125/4.92"</p>	<p><b>NAME:</b> Recessed Flangeless Fixture MCA75 <b>MODEL:</b> GBR121A-FRM-C75A-MCA75 [BAS10D]</p> <p>Cutout Hole: <math>\Phi 60/2.36"</math> MCA75A: 82/3.23" MCA75B: 97/3.82" MCA55C: 113/4.45" MCA75D: 125/4.92"</p>
<p><b>NAME:</b> Recessed Trimless Fixture MCA75 Pin-Hole <b>MODEL:</b> GBR121A-FRL-C75A-MCA75 [PHP]</p> <p>Cutout Hole: <math>\Phi 75/2.95"</math> MCA75A: 82/3.23" MCA75B: 97/3.82" MCA55C: 113/4.45" MCA75D: 125/4.92"</p>	<p><b>NAME:</b> Recessed Flangeless Fixture MCA75 Oval-Hole <b>MODEL:</b> GBR121A-FRM-C75A-MCA75 [PHV]</p> <p>Cutout Hole: <math>\Phi 60/2.36"</math> MCA75A: 82/3.23" MCA75B: 97/3.82" MCA55C: 113/4.45" MCA75D: 125/4.92"</p>
<p><b>NAME:</b> Recessed Flangeless Fixture MCA75 <b>MODEL:</b> GBR121A-FRM-C75A-MCA75</p> <p>Cutout Hole: <math>\Phi 60/2.36"</math> MCA75A: 82/3.23" MCA75B: 97/3.82" MCA55C: 113/4.45" MCA75D: 125/4.92"</p>	<p><b>NAME:</b> Recessed Flangeless Fixture 2 Light MSA75 <b>MODEL:</b> GBR121A-FRM-S75A-LS2A-MSA75 [BAS10D]</p> <p>Cutout Hole: <math>W 75/2.95"</math>, <math>L 150/5.9"</math> MSA75A: 82/3.23" MSA75B: 97/3.82" MSA55C: 113/4.45" MSA75D: 125/4.92"</p>
<p><b>NAME:</b> Recessed Flangeless Fixture MCA75 <b>MODEL:</b> GBR121A-FRM-S75A-MSA75</p> <p>Cutout Hole: <math>W 75/2.95"</math>, <math>L 80/3.15"</math> MSA75A: 82/3.23" MSA75B: 97/3.82" MSA55C: 113/4.45" MSA75D: 125/4.92"</p>	<p><b>NAME:</b> Recessed Flangeless Fixture MCA75 <b>MODEL:</b> GBR121A-FRM-S75A-MSA75 [BAS10D]</p> <p>Cutout Hole: <math>W 75/2.95"</math>, <math>L 80/3.15"</math> MSA75A: 82/3.23" MSA75B: 97/3.82" MSA55C: 113/4.45" MSA75D: 125/4.92"</p>
<p><b>NAME:</b> Recessed Flangeless Fixture 2 Light MSA75 <b>MODEL:</b> GBR121A-FRM-S75A-LS2A-MSA75</p> <p>Cutout Hole: <math>W 75/2.95"</math>, <math>L 150/5.9"</math> W74/2.91" L148/5.83" MSA75A: 82/3.23" MSA75B: 97/3.82" MSA55C: 113/4.45" MSA75D: 125/4.92"</p>	<p><b>NAME:</b> Recessed Flangeless Fixture 2 Light MSA75 <b>MODEL:</b> GBR121A-FRM-S75A-LS2A-MSA75 [BAS10D]</p> <p>Cutout Hole: <math>W 75/2.95"</math>, <math>L 150/5.9"</math> W74/2.91" L148/5.83" MSA75A: 82/3.23" MSA75B: 97/3.82" MSA55C: 113/4.45" MSA75D: 125/4.92"</p>
<p><b>NAME:</b> Recessed Flangeless Fixture 3 Light MSA75 <b>MODEL:</b> GBR121A-FRM-S75A-LS3A-MSA75</p> <p>Cutout Hole: <math>W 75/2.95"</math>, <math>L 225/8.86"</math> W74/2.91" L220/8.66" MSA75A: 82/3.23" MSA75B: 97/3.82" MSA55C: 113/4.45" MSA75D: 125/4.92"</p>	<p><b>NAME:</b> Recessed Flangeless Fixture 3 Light MSA75 <b>MODEL:</b> GBR121A-FRM-S75A-LS3A-MSA75 [BAS10D]</p> <p>Cutout Hole: <math>W 75/2.95"</math>, <math>L 225/8.86"</math> W74/2.91" L220/8.66" MSA75A: 82/3.23" MSA75B: 97/3.82" MSA55C: 113/4.45" MSA75D: 125/4.92"</p>
<p><b>NAME:</b> Recessed Flangeless Fixture 4 Light MSA75 <b>MODEL:</b> GBR121A-FRM-S75A-LD2A-MSA75</p> <p>Cutout Hole: <math>W 150/6.1"</math>, <math>L 155/5.91"</math> W148/5.83" L148/5.83" MSA75A: 82/3.23" MSA75B: 97/3.82" MSA55C: 113/4.45" MSA75D: 125/4.92"</p>	<p><b>NAME:</b> Recessed Flangeless Fixture 4 Light MSA75 <b>MODEL:</b> GBR121A-FRM-S75A-LD2A-MSA75 [BAS10D]</p> <p>Cutout Hole: <math>W 150/6.1"</math>, <math>L 155/5.91"</math> W148/5.83" L148/5.83" MSA75A: 82/3.23" MSA75B: 97/3.82" MSA55C: 113/4.45" MSA75D: 125/4.92"</p>

MODEL	LED MODULE PARAMETER					POWER FACTOR	BEAM ANGLE	CONTROL MODE 【Remote Driver】	INPUT 【V】								
	POWER 【W】	LED TYPE	CCT 【K】	CRI	LUMEN 【LM】												
GBR121A-MCA95B-MSA95B	15W 【10W】	CXM-9 COB	G2700K	RA90	1155	> 0.9	[SYMMETRIC] BL15D:15° BL24D:24° BL36D:36° BL60D:60°										
			G3000K	RA90	1215												
			G3500K	RA90	1200												
			G4000K	RA90	1260												
			G5000K	RA90	1260												
	15W 【10W】	CXM-9 COB	H2700K	RA97	1005	> 0.9	[ASYMMETRIC] BAS10D:10°	[BGL] Louver									
			H3000K	RA97	1035												
			H3500K	RA97	1035												
			H4000K	RA97	1140												
			G2700K	RA90	1385												
GBR121A-MCA95B-MSA95B	18W 【15W】 【12W】	CXM-9 COB	G3000K	RA90	1455	> 0.9	[ASYMMETRIC] BAS10D:10°	[BGL] Louver									
			G3500K	RA90	1440												
			G4000K	RA90	1512												
			G5000K	RA90	1512												
			H2700K	RA97	1205												
	18W 【15W】 【12W】	CXM-9 COB	H3000K	RA97	1242	> 0.9	[ASYMMETRIC] BAS10D:10°	[BGL] Louver									
			H3500K	RA97	1242												
			H4000K	RA97	1368												
			2C@18W	TWH	H2700K						H6000K	RA97	970	> 0.5	[D]:[H]=1:3		AC100~277V [AC220~240V] [AC100~240V] [AC100~347V] 50/60Hz
			3C@18W	RGB	620nm						520nm	465nm	\	970			
4C@18W	RGBW	620nm	520nm	465nm	2700K	\	970	> 0.5									
5C@18W	RGBTW	620nm	520nm	465nm	2700K 6000K	\	970	> 0.5									
GBR121A-MCA95C-MSA95C	25W 【20W】 【18W】 【15W】	CXM-9 COB	G2700K	RA90	1750	> 0.9	[ASYMMETRIC] BAS10D:10°	[BGL] Louver									
			G3000K	RA90	1830												
			G3500K	RA90	1830												
			G4000K	RA90	1910												
			G5000K	RA90	1910												
	25W 【20W】 【18W】 【15W】	CXM-9 COB	H2700K	RA97	1580	> 0.9	[ASYMMETRIC] BAS10D:10°	[BGL] Louver									
			H3000K	RA97	1640												
			H3500K	RA97	1640												
			H4000K	RA97	1810												
			2C@25W	TWH	H2700K						H6000K	RA97	1310	> 0.5	[D]:[H]=1:3		[CDT]: TRIAC(15%) [CDV]: 0/1~10V(8%) [CDV0]: 0~10V(1%) [CDV1]: 1~10V(10%) [CDX]: DMX512(1%) [CDA]: DALI(1%) [CDP]: PWM(1%) [CDZ]: ZIGBEE(1%) [CRF]: 2.4GRF(1%)
3C@25W	RGB	620nm	520nm	465nm	\	1310	> 0.5										
4C@25W	RGBW	620nm	520nm	465nm	2700K	\	1310	> 0.5									
5C@25W	RGBTW	620nm	520nm	465nm	2700K 6000K	\	1310	> 0.5									

**NOTE:**

All parameters are measured at 25°C ambient temperature, 35% humidity experimental environment. Tolerances of power and luminous flux are ±10%, tolerance of color rendering index is ±5.




DIMENSION: [UNIT: MM]	
<p>NAME: Recessed Trim Fixture MCA95 MODEL: GBR121A-FRT-C95A-MCA95</p> <p>Cutout Hole: Φ95/3.74"</p>	<p>NAME: Recessed Circular Trim Fixture MSA95 MODEL: GBR121A-FRT-S95A-MSA95 [BAS10D]</p> <p>Cutout Hole: Φ95/3.74"</p>
<p>NAME: Recessed Trim Fixture MCA95 MODEL: GBR121A-FRT-C95A-MCA95</p> <p>Cutout Hole: S95/3.74"</p>	<p>NAME: Recessed Circular Trim Fixture MSA95 MODEL: GBR121A-FRT-S95A-MSA95 [BAS10D]</p> <p>Cutout Hole: S95/3.74"</p>


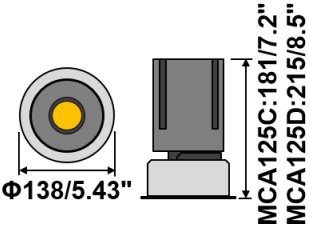

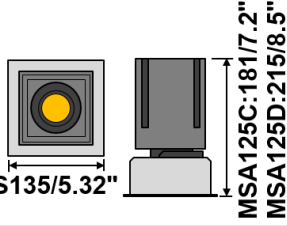
<p>NAME: Recessed Trim Fixture 2 Light MSA95 MODEL: GBR121A-FRT-S95A-LS2A-MSA95</p>   <p>Cutout Hole: W95/3.74", L190/7.48"</p>	<p>NAME: Recessed Trim Fixture 3 Light MSA95 MODEL: GBR121A-FRT-S95A-LS3A-MSA95 [BAS10D]</p>   <p>Cutout Hole: W95/3.74", L150/5.91"</p>
<p>NAME: Recessed Trim Fixture 2 Light MSA95 MODEL: GBR121A-FRT-S95A-LS2A-MSA95</p>   <p>Cutout Hole: W95/3.74", L287/11.3"</p>	<p>NAME: Recessed Trim Fixture 3 Light MSA95 MODEL: GBR121A-FRT-S95A-LS3A-MSA95 [BAS10D]</p>   <p>Cutout Hole: W95/3.74", L287/11.3"</p>
<p>NAME: Recessed Trim Fixture 2 Light MSA95 MODEL: GBR121A-FRT-S95A-LS2A-MSA95</p>   <p>Cutout Hole: S190/7.48"</p>	<p>NAME: Recessed Trim Fixture 3 Light MSA95 MODEL: GBR121A-FRT-S95A-LS3A-MSA95 [BAS10D]</p>   <p>Cutout Hole: S190/7.48"</p>
<p>NAME: Recessed Trimless Fixture MCA95 MODEL: GBR121A-FRL-C95A-MCA95</p>   <p>Cutout Hole: Φ95/3.74"</p>	<p>NAME: Recessed Flangeless Fixture MCA95 MODEL: GBR121A-FRM-C95A-MCA95 [BAS10D]</p>   <p>Cutout Hole: Φ95/3.74"</p>
<p>NAME: Recessed Flangeless Fixture MCA95 MODEL: GBR121A-FRM-C95A-MCA95</p>   <p>Cutout Hole: Φ100/3.94"</p>	<p>NAME: Recessed Flangeless Fixture MCA95 MODEL: GBR121A-FRM-C95A-MCA95 [BAS10D]</p>   <p>Cutout Hole: Φ100/3.94"</p>
<p>NAME: Recessed Flangeless Fixture MCA95 MODEL: GBR121A-FRM-S95A-MSA95</p>   <p>Cutout Hole: W95/3.74", L100/3.94"</p>	<p>NAME: Recessed Flangeless Fixture MCA95 MODEL: GBR121A-FRM-S95A-MSA95 [BAS10D]</p>   <p>Cutout Hole: W95/3.74", L100/3.94"</p>
<p>NAME: Recessed Flangeless Fixture 2 Light MSA95 MODEL: GBR121A-FRM-S95A-LS2A-MSA95</p>   <p>Cutout Hole: W95/3.74", L195/7.68"</p>	<p>NAME: Recessed Flangeless Fixture 2 Light MSA95 MODEL: GBR121A-FRM-S95A-LS2A-MSA95 [BAS10D]</p>   <p>Cutout Hole: W95/3.74", L195/7.68"</p>
<p>NAME: Recessed Flangeless Fixture 3 Light MSA95 MODEL: GBR121A-FRM-S95A-LS3A-MSA95</p>   <p>Cutout Hole: W100/3.94", L285/11.22"</p>	<p>NAME: Recessed Flangeless Fixture 3 Light MSA95 MODEL: GBR121A-FRM-S95A-LS3A-MSA95 [BAS10D]</p>   <p>Cutout Hole: W100/3.94", L285/11.22"</p>


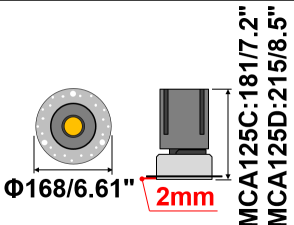

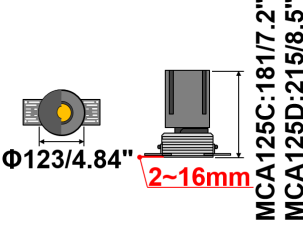

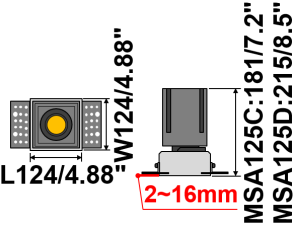
MODEL	LED MODULE PARAMETER					POWER FACTOR	BEAM ANGLE	CONTROL MODE 【Remote Driver】	INPUT 【V】
	POWER 【W】	LED TYPE	CCT 【K】	CRI	LUMEN 【LM】				
GBR121A-MCA125C-MSA125C	30W [20W]	CXM-14 COB	G2700K	RA90	1960	> 0.9	[SYMMETRIC] BL15D:15° BL24D:24° BL36D:36° BL60D:60°  [BGL] Louver	[CDT]: TRIAC(15%) [CDV]: 0/1~10V(8%) [CDV0]: 0~10V(1%) [CDV1]: 1~10V(10%) [CDX]: DMX512(1%) [CDA]: DALI(1%) [CDP]: PWM(1%) [CDZ]: ZIGBEE(1%) [CRF]: 2.4GRF(1%)	AC100~277V [AC220~240V] [AC100~240V] [AC100~347V] 50/60Hz  [CV DC12V] [CV DC24V] [CV DC48V]
			G3000K	RA90	2050				
			G3500K	RA90	2050				
			G4000K	RA90	2140				
			G5000K	RA90	2140				
	30W [20W]	CXM-14 COB	H2700K	RA97	1850	> 0.9			
			H3000K	RA97	1920				
			H3500K	RA97	1920				
			H4000K	RA97	2100				
			2C@30W	TWH	G2700K				
3C@30W	RGB	620nm	520nm	465nm	\	1570	> 0.5		
4C@30W	RGBW	620nm	520nm	465nm	2700K	\	1570	> 0.5	
5C@30W	RGBTW	620nm	520nm	465nm	2700 6000K	\	1570	> 0.5	
GBR121A-MCA125C-MSA125C	40W	CXM-14 COB	G2700K	RA90	2810	> 0.9			
			G3000K	RA90	2930				
			G3500K	RA90	2930				
			G4000K	RA90	2220				
			G5000K	RA90	2220				
	40W	CXM-14 COB	H2700K	RA97	2640	> 0.9			
			H3000K	RA97	2740				
			H3500K	RA97	2740				
			H4000K	RA97	3000				
			2C@40W	TWH	G2700K		G6000K	RA97	1890
3C@40W	RGB	620nm	520nm	465nm	\	1890	> 0.5		
4C@40W	RGBW	620nm	520nm	465nm	2700K	\	1890	> 0.5	
5C@40W	RGBTW	620nm	520nm	465nm	2700 6000K	\	1890	> 0.5	
GBR121A-MCA125D-MSA125D	50W [40W] [30W]	CXM-14 COB	G2700K	RA90	3370	> 0.9			
			G3000K	RA90	3520				
			G3500K	RA90	3520				
			G4000K	RA90	3660				
			G5000K	RA90	3810				
	50W [40W] [30W]	CXM-14 COB	H2700K	RA97	3170	> 0.9			
			H3000K	RA97	3280				
			H3500K	RA97	3280				
			H4000K	RA97	3610				
			2C@50W	TWH	H2700K		H6000K	RA97	2360
3C@50W	RGB	620nm	520nm	465nm	\	2360	> 0.5		
4C@50W	RGBW	620nm	520nm	465nm	2700K	\	2360	> 0.5	
5C@50W	RGBTW	620nm	520nm	465nm	2700 6000K	\	2360	> 0.5	

**NOTE:**

All parameters are measured at 25°C ambient temperature, 35% humidity experimental environment. Tolerances of power and luminous flux are ±10%, tolerance of color rendering index is ±5.



DIMENSION: [UNIT: MM]	
<p>NAME: Recessed Trim Fixture MCA125 MODEL: GBR121A-FRT-C125A-MCA125</p>   <p>Φ138/5.43"</p> <p>MCA125C:181/7.2" MCA125D:215/8.5"</p> <p>Cutout Hole: Φ125/4.92"</p>	
<p>NAME: Recessed Trim Fixture MCA125 MODEL: GBR121A-FRT-C125A-MCA125</p>   <p>S135/5.32"</p> <p>MSA125C:181/7.2" MSA125D:215/8.5"</p> <p>Cutout Hole: S125/4.92"</p>	

DIMENSION: [UNIT: MM]	
<p>NAME: Recessed Trimless Fixture MCA125 MODEL: GBR121A-FRL-C125A-MCA125</p>   <p>Φ168/6.61"</p> <p>2mm</p> <p>MCA125C:181/7.2" MCA125D:215/8.5"</p> <p>Cutout Hole: Φ125/4.92"</p>	
<p>NAME: Recessed Flangeless Fixture MCA125 MODEL: GBR121A-FRM-C125A-MCA125</p>   <p>Φ123/4.84"</p> <p>2~16mm</p> <p>MCA125C:181/7.2" MCA125D:215/8.5"</p> <p>Cutout Hole: Φ130/5.12"</p>	
<p>NAME: Recessed Flangeless Fixture MCA125 MODEL: GBR121A-FRM-S125A-MSA125</p>   <p>L124/4.88"</p> <p>W124/4.88"</p> <p>2~16mm</p> <p>MSA125C:181/7.2" MSA125D:215/8.5"</p> <p>Cutout Hole: W125/4.92", L130/5.12"</p>	