

NIKLAS 5 Full Cutoff Bollard

L70

147,000 Hours



NIKLAS 5
Full Cutoff Bollard
with 360° Distribution



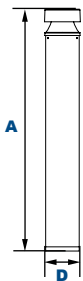
NIKLAS 53
Full Cutoff Bollard
with 180° Shield



Shown with "S5"
Sensor



Shown with GFCI



Dimensions

Diameter (D)	4 1/4" (120mm)
Height (A)	40 1/8" (1019mm)

The NIKLAS 5 Full Cutoff Bollards with choice of optics are designed to replace HID lighting systems up to 70w MH or HPS. These fixtures are ideal for retail centers, industrial parks, schools and universities, public transit and airports, office buildings and medical facilities.

Specifications and Features:

Housing:

Extruded Aluminum Housing with Flush Mounting Base, Flat Top. Bollards Can Be Cut to Custom Lengths Upon Request.

Listing & Ratings:

ETL: Listed for Wet Locations, ANSI/UL 1598, 8750
IP66 Sealed LED Compartment.

Finish:

Textured Architectural Bronze or Black Powdercoat Finish Over a Chromate Conversion Coating. Custom Colors Available Upon Request.

Styles:

360° Light Distribution, 120° Shield or 180° Shield

Lens:

Clear UV-Stabilized Polycarbonate Vandal-Resistant Lens

Mounting Options:

Mounting Kit with 8" Zinc-Plated Anchor Bolts, Included.

EasyLED LED:

Aluminum Boards

Wattage:

360° Arrays: 12w & 16.6w, System: 12.9w & 18.9w
180° & 120° Arrays: 10w & 15.5w, System: 11.2w & 17w; (70w HID Equivalent)

Driver:

Electronic Driver, 120-277V, 50/60Hz; Less Than 20% THD and PF>0.90. Standard Internal Surge Protection 2kV. 0-10V Dimming Standard for a Dimming Range of 100% to 10%; Dimming Source Current is 150 Microamps.

Controls:

Fixtures Ordered with Factory-Installed Motion Sensor Controls are Internally Wired for Switching and/or 1-10V Dimming Within the Housing. Remote Direct Wired Interface of 1-10V Dimming is Not Implied and May Not Be Available, Please Consult Factory. Fixtures are Tested with our Controls and May Not Function Properly With Controls Supplied By Others. Fixtures are NOT Designed for Use with Line Voltage Dimmers.

Warranty:

5-Year Warranty for -40°C to +50°C Environment.

See Page 3 for Projected Lumen Maintenance Table.

Project Information:

Project Name:

Fixture Type:

Complete Catalog #:

Date:



Comments:

Certification & Listings:

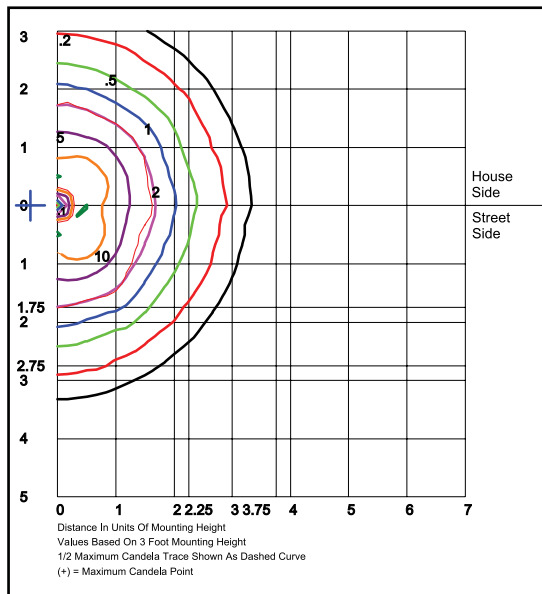


Order Information Example:		NIKLAS 5-1X17-U-4K-C-Z-30-SP				
	U		C			
Model	Driver	CCT	Lens	Color	Height	Options
NIKLAS 5-1X12 =Full Cutoff Bollard - 360°, 12w NIKLAS 5-1X17 =Full Cutoff Bollard - 360°, 17w NIKLAS 52-1X10 =Full Cutoff Bollard with 120° Shield, 10w NIKLAS 52-1X16 =Full Cutoff Bollard with 120° Shield, 16w NIKLAS 53-1X10 =Full Cutoff Bollard with 180° Shield, 10w NIKLAS 53-1X16 =Full Cutoff Bollard with 180° Shield, 16w	U =120-277V	3K =3000K 4K =4000K 5K =5000K	C =Clear UV-Stabilized Polycarbonate Vandal-Resistant Lens	Z =Bronze B =Black C =Custom (Consult Factory)	(Leave Blank) =40 1/4" Standard Height 30 =30" Height	SF =Single Fuse* DF =Double Fuse* SP =Surge Protection GF1 =GFCI Outlet, 15A, 120V S5 =Microwave Sensor with Dimming & Remote Programming, 120-277V Only. See P17125 Spec Page for Details.* *120-277V Models Only.

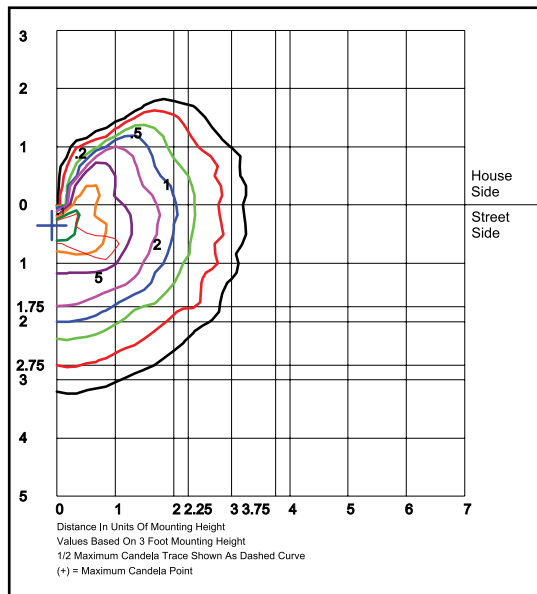
Accessories & Replacement Parts:

Mounting Accessories (Order Separately, Field Installed)	Accessories (Order Separately, Field Installed)	Replacement Parts (Order Separately, Field Installed)
BREBASE* Bollard Retrofit Base Kit Adapts New Bollards to Most Existing Bolt Patterns. Fits all LEPC Bollards. Die Cast with Powdercoat Finish, Hardware Included. 1 1/2" Dia. x 1 1/2" H *Specify Color: Z=Bronze, B=Black, C=Custom (Consult Factory)	P17126 Remote Programming Tool for P17125  <p>P17126</p>	P17125 Internal Microwave Sensor with Dimming & Remote Programming, 120-277V Only. See P17125 Spec Page for Details. BOADP1 Adapter Plate with Gaskets for Outlet Boxes. Fits LEPC Round Bollards. Die Cast with Bronze Powdercoat Finish.  <p>P17125 BOADP1</p>

Photometric Data



NIKLAS 5-1X17-U-5K
360° Open - Clear Glass Lens
 Grid in feet, Mounting Height = 3 ft.



NIKLAS 53-1X16-U-5K
180° Shield - Clear Glass Lens
 Grid in feet, Mounting Height = 3 ft.

Photometric Performance

Optic	Wattage (Catalog Logic)		
	Input Watts	12W (1X12)	17W (1X17)
	CCT	Delivered Lumens	
360° B50 Models F=Type V Optic	3000K	479	671
	4000K	520	728
	5000K	541	758
	BUG Rating	B0-U1-G0	B1-U2-G0

Optic	Wattage (Catalog Logic)		
	Input Watts	10W (1X10)	16W (1X16)
	CCT	Delivered Lumens	
180° B5H Models F=Type V Optic	3000K	338	508
	4000K	352	528
	5000K	366	549
	BUG Rating	B0-U1-G0	B0-U1-G0

Projected Lumen Maintenance

Data shown for 4000 CCT			Compare to MH			
TM-21-11	Input Watts	Initial	25,000 Hrs	50,000 Hrs	100,000 Hrs	Calculated LED Life
L70 Lumen Maintenance @ 25°C / 77°F	All wattages up to and including 19w	1.00	0.95	0.90	0.80	147,000
L70 Lumen Maintenance @ 50°C / 122°F		1.00	0.89	0.78	0.55	67,000
L80 Lumen Maintenance @ 40°C / 104°F		1.00	0.92	0.85	0.70	66,000

NOTES:

- Projected per IESNA TM-21-11. Data references the extrapolated performance projections for the base model in a 25°C ambient, based on 10,000 hours of LED testing per IESNA LM-80-08.
- Compare to MH box indicates suggested Light Loss Factor (LLF) to be used when comparing to Metal Halide (MH) systems.