



# SHARON

## LED Step Light



Black



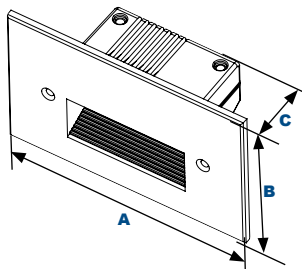
Bronze



White

### Dimensions

Width (A)	5" (127mm)
Height (B)	3" (78mm)
Depth (C)	1 1/4" (45mm)



The LED SHARON Step Light provides fully shielded lighting for outdoor path, walkways and landscape areas. Optics are designed to replace outdated Halogen and Compact Fluorescent lighting systems. These fixtures are ideal for retail centers, restaurants, hotels, schools and universities, public transit and airports, office buildings and medical facilities.

### Specifications and Features:

#### Housing:

Die-Cast Aluminum Housing and Heatsink.

#### Listing & Ratings:

ETL: Listed for Wet Locations, ANSI/UL 1598, 8750; IP66 Sealed LED Compartment.

#### Finish:

Textured Black, Bronze, or White Powdercoat Finish Over a Chromate Conversion Coating. Custom Colors Available Upon Request.

#### Lens:

Frosted Tempered Glass Array Lens

#### Mounting Options:

Mounts to Standard Single Gang Junctions Box with (2) 1 1/2" – 6-32 Philips Bevel Head Stainless Steel Screws.

#### LED:

Aluminum Boards

#### Wattage:

Array: 4w, System: 3.2w

#### Driver:

On-Board Electronic Driver, 120V, 50/60Hz; Less Than 20% THD and PF>0.90.

#### Warranty:

2-Year Warranty for -20°C to +40°C Environment.

### Project Information:

Project Name:	Fixture Type:
Complete Catalog #:	Date:
Comments:	

### Certification & Listings:

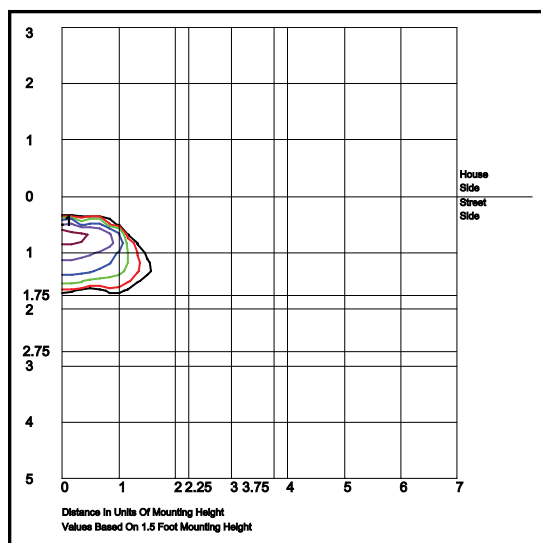


## Order Information Example:

SHARON-F-1X4-120-4K-B

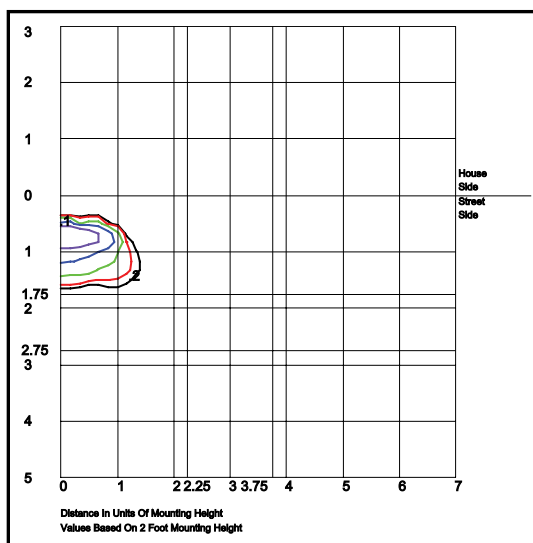
SHARON	F	1X4	120	4K	
Model	Optic	Wattage	Driver	CCT	Color
SHARON=LED Step Light	F=Type V	1X4=4w	120=120V	4K=4000K	Z=Bronze B=Black W=White C=Custom (Consult Factory)

## Photometric Data



**SHARON-F-1X4-120-4K Type V**

Mounted 18" Above Floor



**SHARON-F-1X4-120-4K Type V**

Mounted 24" Above Floor

## Photometric Performance

		4000 CCT 80 CRI				
LED Board Watts	Input Watts	Optic	Lumens	B	U	G
LED 4w	3.2	Type V	12	0	0	0