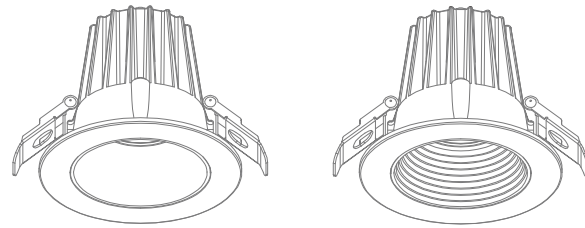


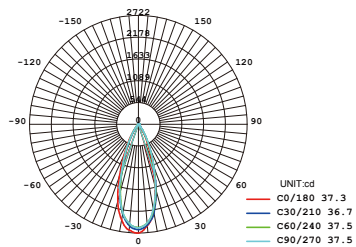
KEY FEATURES

- * 5CCT Tunable, 27K/30K35K/40K/50K in one. Voltage: 100-130V AC, triac dimming.
- * CRI 90+ , beam angle 36° degree.
- * Anti-glare design, no harm to eyes.
- * Airtight & type IC rated, no housing required.
- * Suitable for damp locations.
- * Having smooth & baffle design for choice,
- * easy DIY change the design.



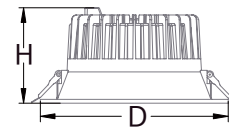
Smooth
2" & 4" & 6"

Baffle
2" & 4" & 6"



- 2700K
- 3000K
- 3500K
- 4000K
- 5000K

Dimensions



Trim Color




Junction Box



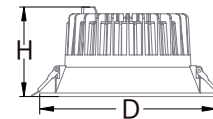
SPECIFICATION

Model	Voltage	Wattage	Lumens	CCT	Cutout Size	Dimension(DxH)
COB02-R09W-5CCT	120V AC Dimmable	9W	650LM	5CCT Tunable	Ø 65MM	Ø 80X67MM
COB04-R12W-5CCT	120V AC Dimmable	12W	1000LM	5CCT Tunable	Ø 108MM	Ø 122X77MM
COB04-R15W-5CCT	120V AC Dimmable	15W	1200LM	5CCT Tunable	Ø 108MM	Ø 122X77MM
COB06-R20P-5CCT	120V AC Dimmable	12/15/20W Power Selectable	1800LM	5CCT Tunable	Ø 152MM	Ø 180X85MM

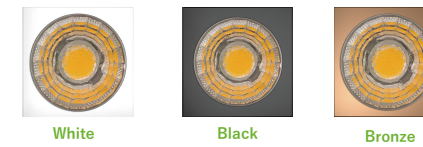


- 2700K
- 3000K
- 3500K
- 4000K
- 5000K

Dimensions



Trim Color

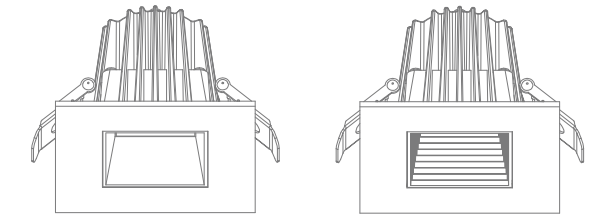


Junction Box



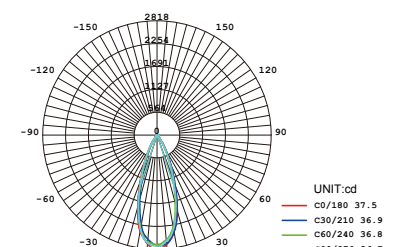
KEY FEATURES

- * 5CCT Tunable, 27K/30K35K/40K/50K in one. Voltage: 100-130V AC, triac dimming.
- * CRI 90+ , beam angle 36° degree.
- * Anti-glare design, no harm to eyes.
- * Airtight & type IC rated, no housing required.
- * Suitable for damp locations.
- * Having smooth & baffle design for choice,
- * easy DIY change the design.



Smooth
2" & 4" & 6"

Baffle
2" & 4" & 6"



SPECIFICATION

Model	Voltage	Wattage	Lumens	CCT	Cutout Size	Dimension(DxH)
COB02-S09W-5CCT	120V AC Dimmable	9W	650LM	5CCT Tunable	Ø 65MM	Ø 80X80X57MM
COB04-S12W-5CCT	120V AC Dimmable	12W	1000LM	5CCT Tunable	Ø 108MM	Ø 122X122X64MM
COB04-S15W-5CCT	120V AC Dimmable	15W	1200LM	5CCT Tunable	Ø 108MM	Ø 122X122X64MM
COB06-S20P-5CCT	120V AC Dimmable	12/15/20W Power Selectable	1800LM	5CCT Tunable	Ø 152MM	Ø 173X173X85MM