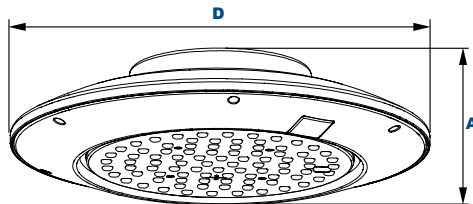


# AFFRC30Q

**L70**  
25°C

**327,000 Hours**

## EasyLED Aeroform Round Canopy



### Dimensions

<b>Diameter (D)</b>	18" (457mm)
<b>Height (A)</b>	4" (104mm)

### Project Information:

Project Name:	Fixture Type:
Complete Catalog #:	Date:
Comments:	

The LEPA AFFRC30Q Aeroform Architectural Round Canopy is available in Type II, III, IV or V distributions designed to replace HID lighting systems up to 400w MH or HPS. Typical area lighting applications include retail centers, industrial parks, schools and universities, public transport and airports, office buildings and medical facilities. Mounting heights of 12 to 30 feet can be used based on light level and uniformity requirements.

### Specifications and Features:

#### Housing:

Die Cast and Sand Cast Aluminum Housing, Integral Heat Sinking. Includes 3' Cord.

#### Listing & Ratings:

ETL: Listed for Wet Locations, ANSI/UL 1598, 8750;  
IP65 (IP66 with Pendant (PA) and Trunnion (T) Mounts Only)

#### Finish:

Bronze or White Powdercoat Finish Over a Chromate Conversion Coating. Custom Colors Available Upon Request.

#### Lens:

Clear UV-Stabilized Polycarbonate Vandal-Resistant Array Lens with Integral Optics or SoftLED LumaLens Opal UV-Stabilized Polycarbonate Vandal-Resistant Lens. Gasketed to Seal LED Array.

#### Mounting Options:

Surface Mount Model (NM) Includes Easy-Hang Bracket Allowing One-Person Installation, Fits Standard 4" Electrical Box. Adjustable Height Trunnion (T) and Pendant (PA) Models are Shipped Ready For Field Installation of the Mount. Mounts are Shipped in a Separate Carton.

#### EasyLED LED:

Aluminum Boards

#### Wattage:

37w Array: 37w, System: 41w; (70-150w HID Equivalent)  
65w Array: 65.3w, System: 72w; (150-250w HID Equivalent)  
100w Array: 100w, System: 111w; (150-250w HID Equivalent)  
140w Array: 139.9w, System: 156w; (250-400w HID Equivalent)

#### Driver:

Electronic Driver, 120-277V, 50/60Hz or 347-480V, 50/60Hz; Less Than 20% THD and PF>0.90. Standard Internal Surge Protection 6kV. 0-10V Dimming Standard for a Dimming Range of 100% to 10%; Dimming Source Current is 150 Microamps.

#### Controls:

Fixtures Ordered with Factory-Installed Motion Sensor Controls are Internally Wired for Switching and/or 1-10V Dimming Within the Housing. Remote Direct Wired Interface of 1-10V Dimming is Not Implied and May Not Be Available, Please Consult Factory. Fixtures are Tested with QSSI Controls and May Not Function Properly With Controls Supplied By Others. Fixtures are NOT Designed for Use with Line Voltage Dimmers.

#### Warranty:

5-Year Warranty for -40°C to +50°C Environment.

See Page 4 for Projected Lumen Maintenance Table.

### Certification & Listings:



### Order Information Example:

AFRC30QF1X140U5KCZNMSP

## AFFRC30Q

Model	Optics	Wattage	Driver	CCT	Lens	Color	Mounting	Options
<b>AFFRC30Q</b> =EasyLED Aeroform Round Canopy	<b>B</b> =Type II <b>C</b> =Type III <b>D</b> =Type IV <b>F</b> =Type V	<b>1X37</b> =37w <b>1X65</b> =65w <b>1X100</b> =100w <b>1X140</b> =140w	<b>U</b> =120-277V <b>H</b> =347-480V	<b>3K</b> =3000K <b>4K</b> =4000K <b>5K</b> =5000K	<b>C</b> =Clear UV-Stabilized Polycarbonate Array Lens <b>L</b> =SoftLED LumaLens Opal UV-Stabilized Polycarbonate Lens* <b>*Type V Models Only</b>	<b>Z</b> =Bronze <b>W</b> =White <b>C</b> =Custom (Consult Factory)	<b>NM</b> =Easy-Hang Bracket Only <b>T</b> =Trunnion* <b>PA</b> =Pendant*  <b>*Mounting Shipped Separately</b>	<b>SF</b> =Single Fuse* <b>DF</b> =Double Fuse* <b>SP</b> =Surge Protection <b>S2</b> =Microwave Sensor with Dimming for Mounting Heights of 8' to 40'.* <b>S4</b> =Microwave On/Off Motion Sensor for Mounting Heights of 8' to 19'.* <b>BU</b> =Battery Backup, 90 Minutes (Up to 65w Max)* <b>BUc</b> =Cold Start Battery Backup, -20°C, 90 Minutes (Up to 65w Max)*  <b>*120-277V Models Only.</b>

### Accessories & Replacement Parts:

#### Replacement Parts (Order Separately, Field Installed)

AF30PCLL	SoftLED LumaLens Opal UV-Stabilized Polycarbonate Vandal-Resistant Lens
AF30T*	Height Adjustable Trunnion, Stamped Heavy Duty Steel, Powdercoat Finish
PK3415*	Pendant Mount Kit Includes Top & Bottom Cover, Brackets, 3/4" Dia X 15" L Downrod, and Hardware. Powdercoat Finish
P17117	Internal Microwave Sensor with Dimming for Mounting Heights of 8' to 40'. 120-277VAC, 50/60Hz
P17123	Internally Mounted Microwave On/Off Motion Sensor for Mounting Heights of 8' to 19', 120-277VAC, 50/60Hz

\*Specify Color: Z=Bronze, W=White, C=Custom (Consult Factory)

For Replacement Battery Backup, see the LEPG LED Battery Backup Specification Sheet.



\*Shown Mounted

### Mounting Options:



#### AFFRC30Q with Easy-Hang Bracket (NM)

Stamped Steel 2-Piece Bracket Allows One-Person Installation. Mounts Directly to Standard 4" Electrical Box



#### AFFRC30Q with Adjustable Trunnion Mount (T)

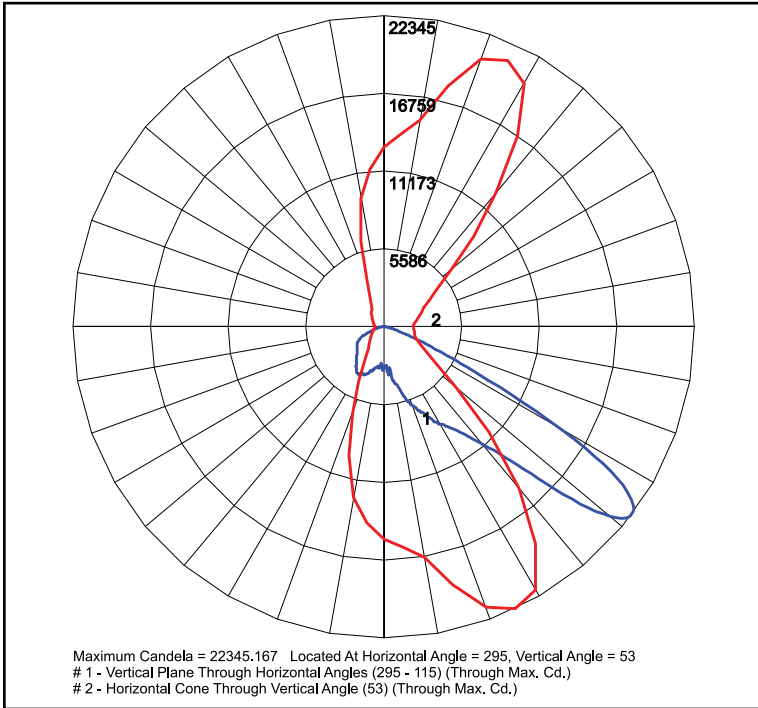
Stamped Steel Height Adjustable Trunnion, Powdercoat Finish, Includes Hardware



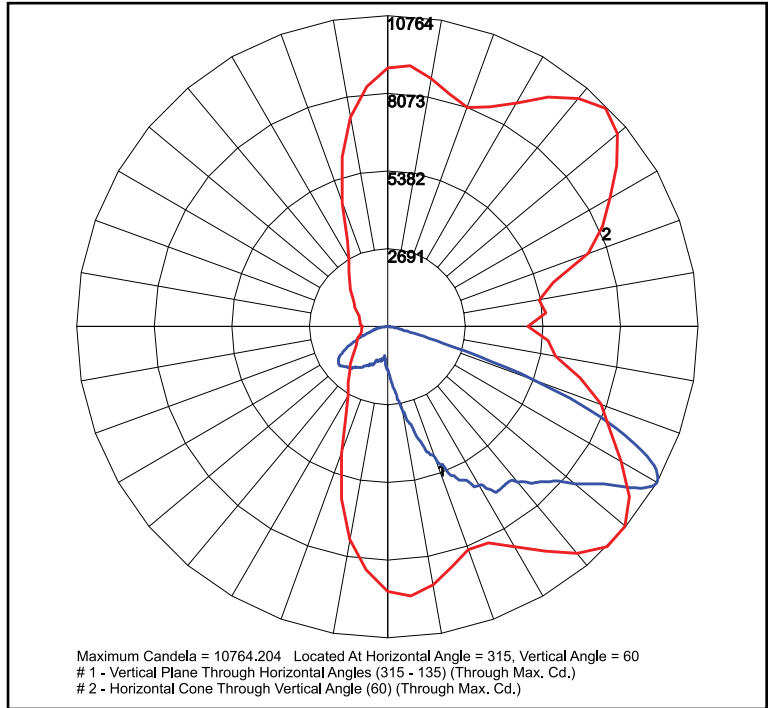
#### AFFRC30Q with Pendant Mount (PA)

Includes Top and Bottom Covers, Brackets, and 3/4" Diameter, 15" Long Downrod, Powdercoat Finish, Includes Hardware.

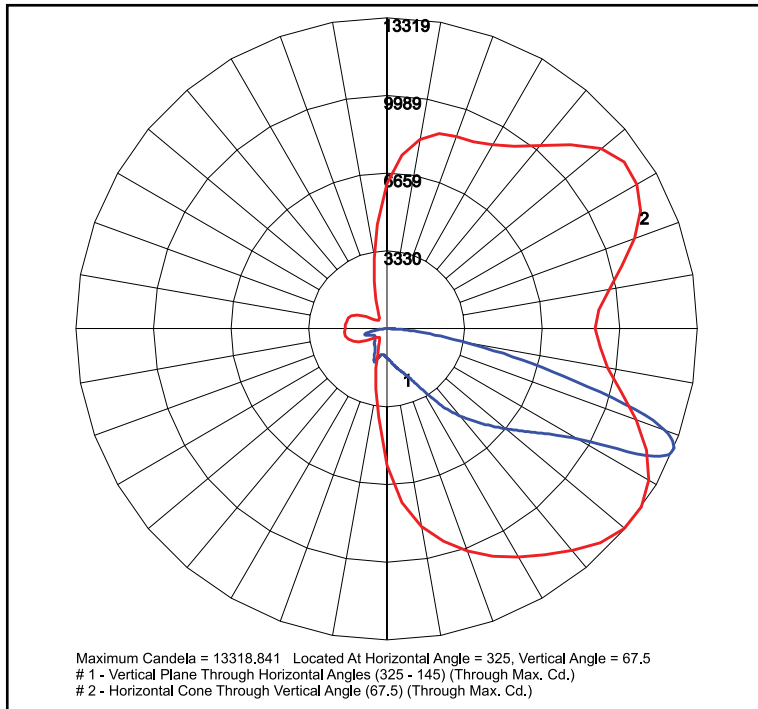
**Photometric Data**



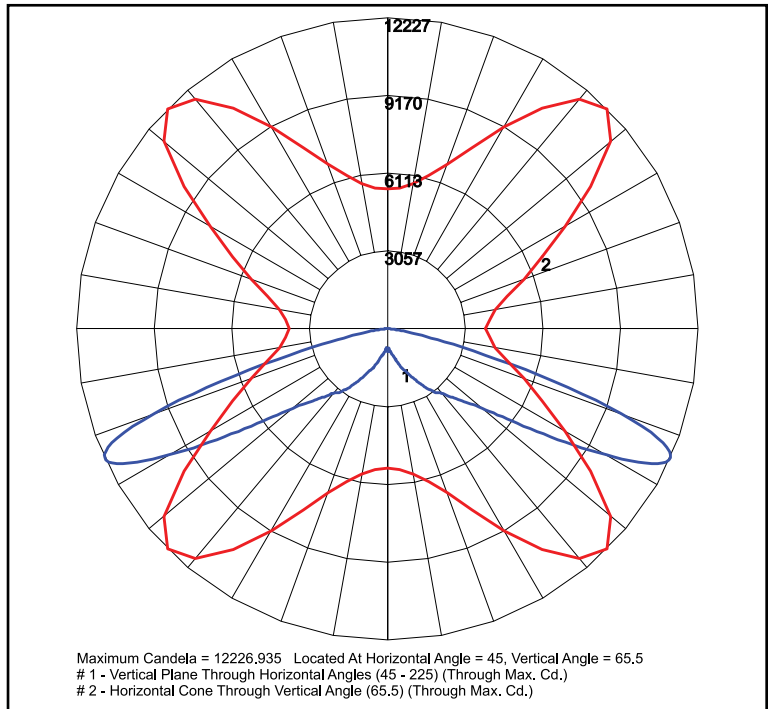
**AFFRC30QB1X140U4K**  
C -Clear Lens



**AFFRC30QC1X140U4K**  
C -Clear Lens



**AFFRC30QD1X140U4K**  
C -Clear Lens



**AFFRC30QF1X140U4K**  
C -Clear Lens

### Photometric Performance

Optic	CCT	Wattage (Catalog Logic)				
		37W (1X37)	65W (1X65)	100W (1X100)	140W (1X140)	
		Input Watts	42.2	74.1	114	159.6
		Delivered Lumens				
AFFRC30Q B = Type II	3000K	5,256	9,234	14,205	19,888	
	4000K	5,469	9,608	14,782	20,694	
	5000K	5,682	9,982	15,357	21,500	
AFFRC30Q C = Type III	3000K	5,277	9,271	14,263	19,968	
	4000K	5,491	9,646	14,842	20,777	
	5000K	5,705	10,022	15,419	21,586	
AFFRC30Q D = Type IV	3000K	4,815	8,459	13,015	18,219	
	4000K	5,010	8,803	13,543	18,959	
	5000K	5,206	9,145	14,069	19,697	
AFFRC30Q F = Type V	3000K	5,280	9,277	14,272	19,981	
	4000K	5,495	9,653	14,851	20,791	
	5000K	5,709	10,029	15,429	21,600	

### Projected Lumen Maintenance

Data shown for 5000 CCT		Compare to MH				
TM-21-11	Input Watts	Initial	25,000 Hrs	50,000 Hrs	100,000 Hrs	Calculated LED Life
L70 Lumen Maintenance @ 25°C / 77°F	All wattages up to and including 159w	1.00	0.98	0.95	0.91	327,000
L70 Lumen Maintenance @ 50°C / 122°F		1.00	0.94	0.89	0.78	134,000
L80 Lumen Maintenance @ 40°C / 104°F		1.00	0.96	0.93	0.86	141,000

**NOTES:**

1. Projected per IESNA TM-21-11. Data references the extrapolated performance projections for the base model in a 25°C ambient, based on 10,000 hours of LED testing per IESNA LM-80-08.
2. Compare to MH box indicates suggested Light Loss Factor (LLF) to be used when comparing to Metal Halide (MH) systems.