



WP32D

Description

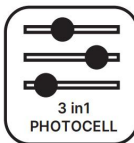
The new LED adjustable wall packs are your first choice for wall-mounted lighting projects. Adjustable -15 to 210 degrees beam angles meet different needs. 3 IN 1 switch is selectable for CCT, wattage, and photocell ON/OFF control. D2D photocell can automatically turn off at sunrise or during the day, and automatically light up at sunset or night. It is a highly efficient lighting solution that provides long-lasting and energy-saving.

Application

- Walkways & Pathways
- Parking Lots
- Landscape Lighting
- Outdoor Commercial
- Outdoor Residential

Certificate

- UL
- DLC



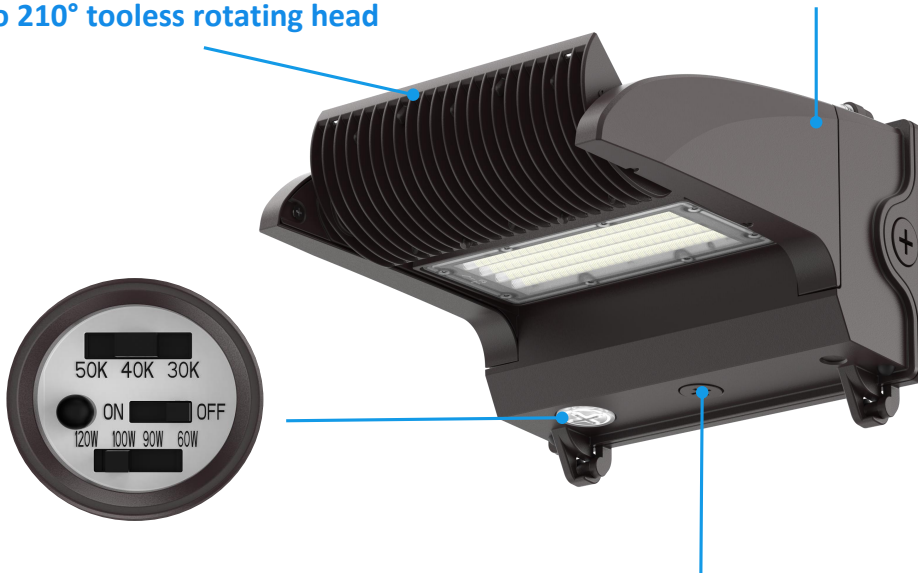
Key Features

- High efficacy up to 150 lm/W.
- 3CCT(3000/4000/5000K) and 4 Wattages Selectable offer SKU reduction.
- AC120-277V & AC120-347V for options.
- Toolless rotating head from -15° to 210°, suitable for illuminating specific areas.
- ADC12 Aluminum die-casting housing provides excellent heat dissipation.
- Automated Dusk to Dawn photocell functionality.
- Microwave motion sensor and emergency driver available.
- Waterproof rated IP65.

Die-cast aluminum housing

Durable housing provides good heat dissipation.

-15° to 210° toolless rotating head



Field-adjustable CCT

3CCT Selectable: 3000K/4000K/5000K.

Photocell ON/OFF

Field-adjustable wattage

4 Wattage selectable.

Microwave motion sensor



Performance Summary

Model NO. #	Size	Watts	3 CCT	LPW	Lumens(±10%)	Voltage	DIM	CRI	Beam Angle
CIP-WP32D-9-80Z-AD4C3	9"	80/60/50/40W Selectable	3CCT Selectable 3000K 4000K 5000K	150lm/W	12000LM@80W	AC120-277V AC120-347V	0-10V	>80	Type III
CIP-WP32D-9-120Z-AD4C3	9"	120/100/90/60W Selectable			18000LM@120W				

Remarks: 1. All above efficacy and lumens are subject to CRI>80 @4000K, please check IES files for accurate data.

2. WP32D-9-120Z-AD4C3, Z denotes voltage, L=AC120-277V, M=AC120-347V; A denotes function, S2 = photocell, M2 = photocell and emergency driver, S = microwave motion sensor, M = microwave motion sensor and emergency driver; D4C3 denotes 0-10 V dimming driver, 4 wattage, and 3 CCT selectable.

3. Factory default settings: Photocell is ON, Max wattage, 5000K.

Performance

- LED Type: SMD2835
- Frequency: 50/60HZ
- Power Factor: ≥ 0.90
- THD: <20%
- IP Rating: IP65
- Life Time: L70@50,000Hrs
- Operating Temp.: -40°F to 113°F (-40°C to +45°C)
- Surge Protection: L/N 6KV, L/N-P 6KV






Construction

- Lens: Polycarbonate
- Housing: Die-cast aluminum
- Finish: Bronze, Custom finishes available

Mounting

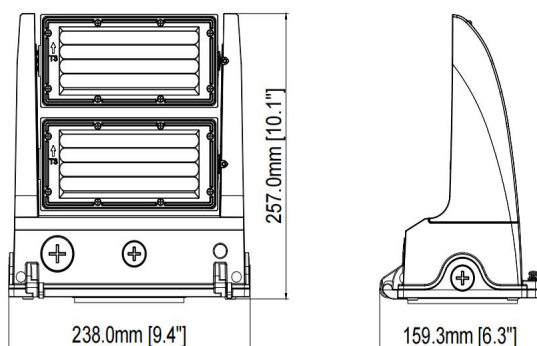
- Wall Mount
- Five 1/2" knockouts for convenient installation

Accessories (Sold separately)

Picture	Item #	Description
	ANT-5-ZT	Sharkward Zhaga Microwave Motion Sensor
	ANT-5-ZT-BLE-GE	Sharkward Zhaga Bluetooth Microwave Motion Sensor
	HD09VR-MH-1	Haisen Plug-in Microwave Motion Sensor
	HD09VR-MHB-1	Haisen Plug-in Bluetooth Microwave Motion Sensor
	BLD-YM08D-300A	Billda Emergency driver, 8W for WP32D

Product Dimension

(unit: mm & inch)



WP32D

Packing Info.

Product Size(inch & mm)	Net Weight/PC	Gross Weight/CTN	Carton Size(mm)	Q'ty/CTN (PCS)	20GP (PCS)	40HQ (PCS)
WP32D 10.1"*9.4"*6.3" 257.0*238.0*159.3mm				1		