

**INTRODUCTION**

**GTG2104A-MC: LED GARDEN LIGHT**

**FEATURE**

GUBO Unique Modular Waterproof Design  
 Multiple Accessories for Optimized Garden Lighting  
 Long Lifespan Design >50,000hours  
 Working Temperature: -30°C~50°C

(MCA25A2A)				(MCA35A2A)		(MCA35A2B)	

**MAIN MATERIAL**

LED Brand: GUBO  
 Remote Driver Brand: GUBO  
 Housing: Die-casted Aluminum  
 Optics: High Efficiency PMMA Lens  
 Diffuser: Clear Tempered Glass

**INSTALLATION**

Suitable for Interior & Exterior Lighting  
**[FFS]:** Flush Surface Mounted  
**[FPS]:** Stem Pendant  
**[FPC]:** Catenary Pendant  
**[FWA]:** Wall Surface Mounted  
**[FSC]:** Slip Fitter Mounted  
**[FJP]:** Fixing Plate on JBOX/Outlet Box  
**[PSA]:** Aluminum Straight Bollard

**NOTES:** Custom Installation and Accessories Referred to Another Catalogue of Fixing Kits.

**STANDARD**

Designed and Manufactured to Comply with CE/RoHS/CB/cETL/SA/SASO Standard  
 IP65 Protection, Class III Electric

**OPTIONS**

LED CCT: 1,800K~10,000K/R/G/B/Y  
 [CRI]: [E] RA80, [G] RA90, [H] RA97(RG0)  
 Custom Housing Finish: Colors by RAL Code

<b>WHITE</b>	<b>BLACK</b>	<b>GREY</b>	<b>DARK GREY</b>	<b>BRASS</b>
RAL9010P	RAL9005P	RAL7042P	RAL7016P	RAL1024P

(MCA25A2A)	(MCA50A2A)	(MCA50A2B)	(MCA65A2A)	(MCB65A2B)
(MCA90A2A)	(MCB90A2B)			

**OPTIONAL ACCESSOIRES**




<b>[BGL]</b> Louver	<b>[BGG]</b> Protetion Grid	<b>[BGSB]</b> Bevel Shiled	<b>[BGSC]</b> Cylinder Shiled	<b>[BDF]</b> FROSTED	<b>[BDP]</b> PRISMATIC

**[BGC] Custom Lighting Guide Column**

<b>[BGCC]</b> Clear	<b>[BGCF]</b> Frosted	<b>[BGCB]</b> Clear Bulbble	<b>[BGCS]</b> Clear Stripe	<b>DIMENSION: [UNIT: MM]</b>
				L25/1" L51/2" L76/3" L102/4" L152/6" L254/10" L381/15" L458/18"

**GTG2104A-MCA: LED GARDEN LIGHT**

**SPECIFICATION**

MODEL	POWER [W]	LED TYPE	CCT [K]	CRI	FLUX [LM]	POWER FACTOR	BEAM ANGLE	REMOTE CONTROL	INPUT [V]
GTG2104A-MCA25A2A	3W	3x2W SMD3030	E2700K	RA80	280	> 0.5			
			E3000K	RA80	300				
			E3500K	RA80	300				
			E4000K	RA80	320				
			E5000K	RA80	320				
			E6500K	RA80	310				
	3W	3x2W SMD3030	G2700K	RA90	220	> 0.5			
			G3000K	RA90	235				
			G3500K	RA90	235				
			G4000K	RA90	250				
			G5000K	RA90	250				
			G6500K	RA90	240				
2C@3W	TWG	G2700K	G6500K	RA90	230	> 0.4			
3C@3W	RGB	620nm	520nm	460nm	\	230	> 0.4		
4C@3W	RGBW	620nm	520nm	460nm	2700K	\	230	> 0.4	
4C@3W	RGBA	620nm	520nm	460nm	590nm	\	200	> 0.4	
GTG2104A-MCA35A2A	6W	6x2W SMD3030	E2700K	RA80	580	> 0.5	[Symmetric] BL30D:30° BL60D:60° BL90D:90° BL120D:120°		
			E3000K	RA80	610				
			E3500K	RA80	610				
			E4000K	RA80	650				
			E5000K	RA80	650				
			E6500K	RA80	630				
	6W	6x2W SMD3030	G2700K	RA90	460	> 0.5			
			G3000K	RA90	500				
			G3500K	RA90	500				
			G4000K	RA90	530				
			G5000K	RA90	530				
			G6500K	RA90	520				
2C@6W	TWG	G2700K	G6500K	RA90	400	> 0.4			
3C@6W	RGB	620nm	520nm	460nm	\	400	> 0.4		
4C@6W	RGBW	620nm	520nm	460nm	2700K	\	400	> 0.4	
4C@6W	RGBA	620nm	520nm	460nm	590nm	\	370	> 0.4	
GTG2104A-MCA50A2A	10W [6W]	12x2W SMD3030	E2700K	RA80	1000	> 0.5	[Frosted] BDF:120°  [Prismatic] BDP:110°  [Louver] BGL LM-20% 	[CDP]:PWM(1%)	[Following by Remote Driver] [CDT]:TRIAC(10%) [CDV]:0/1~10V(8%) [CDV0]:0~10V(1%) [CDV1]:1~10V(10%) [CDX]:DMX512(1%) [CDA]:DALI(1%) [CDP]:PWM(1%) [CDS]:SPI (1%) [CRF]:2.4G RF(1%) [CRB]:Bluetooth(1%)
			E3000K	RA80	1060				
			E3500K	RA80	1060				
			E4000K	RA80	1120				
			E5000K	RA80	1120				
			E6500K	RA80	1100				
	10W [6W]	12x2W SMD3030	G2700K	RA90	800	> 0.5			
			G3000K	RA90	860				
			G3500K	RA90	860				
			G4000K	RA90	920				
			G5000K	RA90	920				
			G6500K	RA90	900				
2C@10W	TWG	G2700K	G6500K	RA90	720	> 0.5			
3C@10W	RGB	620nm	520nm	460nm	\	720	> 0.5		
4C@10W	RGBW	620nm	520nm	460nm	2700K	\	720	> 0.5	
4C@6W	RGBA	620nm	520nm	460nm	590nm	\	670	> 0.5	
GTG2104A-MCA65A2A	12W	18x2W SMD3030	E2700K	RA80	1150	> 0.5			
			E3000K	RA80	1220				
			E3500K	RA80	1220				
			E4000K	RA80	1300				
			E5000K	RA80	1300				
			E6500K	RA80	1270				
	12W	18x2W SMD3030	G2700K	RA90	920	> 0.5			
			G3000K	RA90	1000				
			G3500K	RA90	1000				
			G4000K	RA90	1060				
			G5000K	RA90	1060				
			G6500K	RA90	1040				
2C@12W	TWG	G2700K	G6500K	RA90	820	> 0.5			
3C@12W	RGB	620nm	520nm	460nm	\	820	> 0.5		
4C@12W	RGBW	620nm	520nm	460nm	2700K	\	820	> 0.5	
4C@12W	RGBA	620nm	520nm	460nm	590nm	\	770	> 0.5	
GTG2104A-MCA90A2A	18W	36x2W SMD3030	E2700K	RA80	1730	> 0.5			
			E3000K	RA80	1830				
			E3500K	RA80	1830				
			E4000K	RA80	1940				
			E5000K	RA80	1940				
			E6500K	RA80	1900				
	18W	36x2W SMD3030	G2700K	RA90	1380	> 0.5			
			G3000K	RA90	1480				
			G3500K	RA90	1480				
			G4000K	RA90	1600				
			G5000K	RA90	1600				
			G6500K	RA90	1560				
2C@18W	TWG	G2700K	G6500K	RA90	1280	> 0.5			
3C@18W	RGB	620nm	520nm	460nm	\	1280	> 0.5		
4C@18W	RGBW	620nm	520nm	460nm	2700K	\	1280	> 0.5	
4C@18W	RGBA	620nm	520nm	460nm	590nm	\	1110	> 0.5	

NOTE:

All parameters are measured at 25°C ambient temperature, 35% humidity experimental environment. Tolerances of power and luminous flux are ±10%, tolerance of color rendering index is ±5.

**GTG2104A-MCA: LED GARDEN LIGHT**

**SPECIFICATION**

MODEL	POWER [W]	LED TYPE	CCT [K]	CRI	FLUX [LM]	POWER FACTOR	BEAM ANGLE	REMOTE CONTROL	INPUT [V]
GTG2104A-MCA35A2B	3W [5W]	3x2W SMD3030	E2700K	RA80	280	> 0.5	[Symmetric] BL15D:15° BL25D:25° BL30D:30° BL45D:45° BL60D:60° BL90D:90° BL120D:120°  [Oval] BLV15x45° BLV15x60° BLV20x60°  [Frosted] BDF:120°  [Prismatic] BDP:110°  [Louver] BGL LM-20%	[CDP]:PWM(1%)	CV DC24V
			E3000K	RA80	300				
			E3500K	RA80	300				
			E4000K	RA80	320				
			E5000K	RA80	320				
	3W [5W]	3x2W SMD3030	G2700K	RA90	230	> 0.5			
			G3000K	RA90	250				
			G3500K	RA90	250				
			G4000K	RA90	270				
			G5000K	RA90	270				
	2C@3W	TWG	G2700K G6500K	RA90	160	> 0.4			
	3C@3W	RGB	620nm 520nm 460nm	\	160	> 0.4			
	4C@3W	RGBW	620nm 520nm 460nm 2700K	\	160	> 0.4			
4C@3W	RGBA	620nm 520nm 460nm 590nm	\	160	> 0.4				
GTG2104A-MCA50A2B	5W [7W]	5x2W SMD3030	E2700K	RA80	480	> 0.5			
			E3000K	RA80	510				
			E3500K	RA80	510				
			E4000K	RA80	540				
			E5000K	RA80	540				
	5W [7W]	5x2W SMD3030	G2700K	RA90	380	> 0.5			
			G3000K	RA90	410				
			G3500K	RA90	410				
			G4000K	RA90	440				
			G5000K	RA90	440				
	2C@5W	TWG	G2700K G6500K	RA90	260	> 0.4			
	3C@5W	RGB	620nm 520nm 460nm	\	260	> 0.4			
	4C@5W	RGBW	620nm 520nm 460nm 2700K	\	260	> 0.4			
4C@5W	RGBA	620nm 520nm 460nm 590nm	\	260	> 0.4				
GTG2104A-MCA65A2B	6W [9W]	6x2W SMD3030	E2700K	RA80	580	> 0.5			
			E3000K	RA80	610				
			E3500K	RA80	610				
			E4000K	RA80	650				
			E5000K	RA80	650				
	6W [9W]	6x2W SMD3030	G2700K	RA90	460	> 0.5			
			G3000K	RA90	490				
			G3500K	RA90	490				
			G4000K	RA90	530				
			G5000K	RA90	530				
	2C@6W	TWG	G2700K G6500K	RA90	340	> 0.5			
	3C@6W	RGB	620nm 520nm 460nm	\	340	> 0.5			
	4C@6W	RGBW	620nm 520nm 460nm 2700K	\	340	> 0.5			
4C@6W	RGBA	620nm 520nm 460nm 590nm	\	340	> 0.5				
GTG2104A-MCA90A2B	12W [18W] [15W] [9W]	12x2W SMD3030	E2700K	RA80	1150	> 0.5			
			E3000K	RA80	1220				
			E3500K	RA80	1220				
			E4000K	RA80	1300				
			E5000K	RA80	1300				
	12W [18W] [15W] [9W]	12x2W SMD3030	G2700K	RA90	920	> 0.5			
			G3000K	RA90	990				
			G3500K	RA90	990				
			G4000K	RA90	1060				
			G5000K	RA90	1060				
	2C@12W	TWG	G2700K G6500K	RA90	660	> 0.5			
	3C@12W	RGB	620nm 520nm 460nm	\	660	> 0.5			
	4C@12W	RGBW	620nm 520nm 460nm 2700K	\	660	> 0.5			
4C@12W	RGBA	620nm 520nm 460nm 590nm	\	660	> 0.5				

NOTE:

All parameters are measured at 25°C ambient temperature, 35% humidity experimental environment.

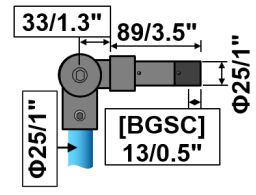
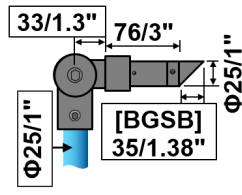
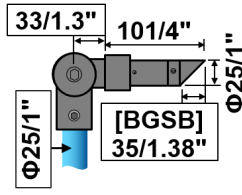
Tolerances of power and luminous flux are ±10%, tolerance of color rendering index is ±5.

[FSC] Slip Filter

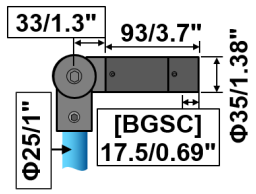
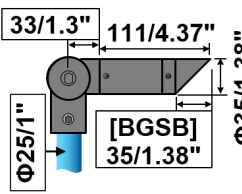
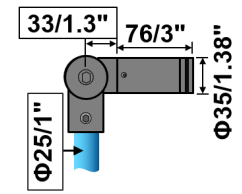
DIMENSION: [UNIT: MM]

NOTES: Custom "FSC" Installation and Accessories Referred to Another Catalogue of Fixing Kits.

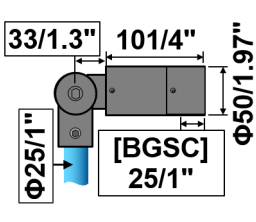
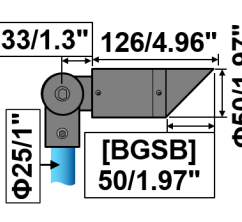
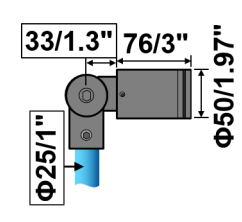
MODEL: MCA25A-[FSC25B]



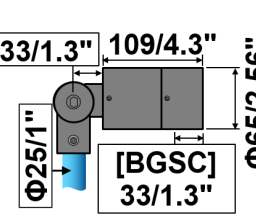
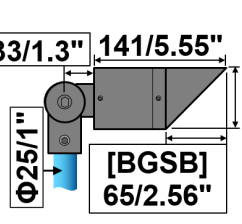
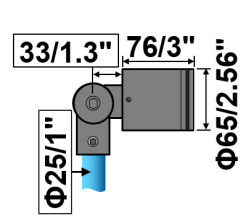
MODEL: MCA35A-[FSC25B]



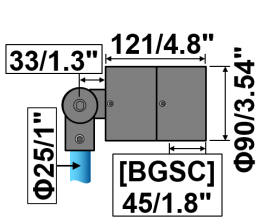
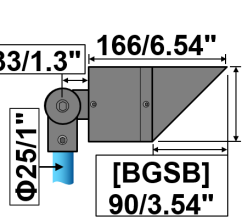
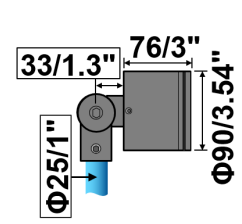
MODEL: MCA50A-[FSC25B]



MODEL: MCA65A-[FSC25B]



MODEL: MCA90A-[FSC25B]

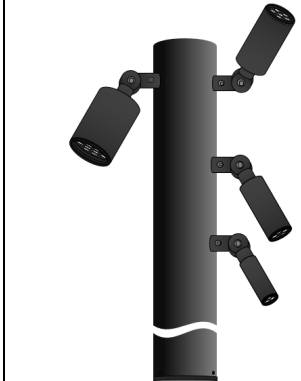


CASE STUDY

FIXTURE: [FSC25-PSA-C125A]

FIXTURE: [FSC25-FBB]

FIXTURE: [FSC25-FBS]

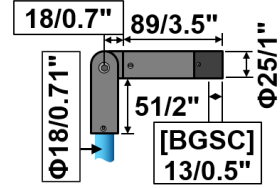
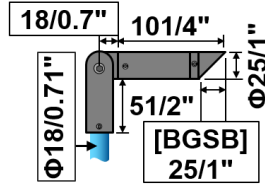
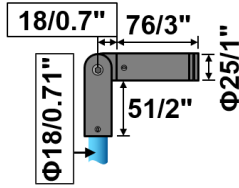


[FSC] Slip Fitter

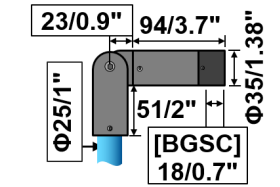
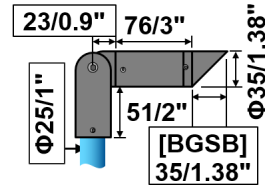
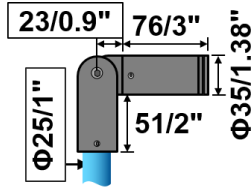
DIMENSION: [UNIT: MM]

NOTES: Custom "FSC" Installation and Accessories Referred to Another Catalogue of Fixing Kits.

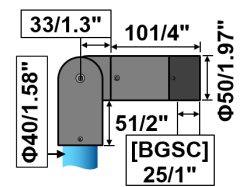
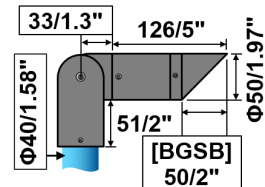
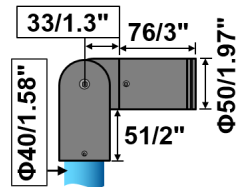
MODEL: MCA25A-[FSC18C]



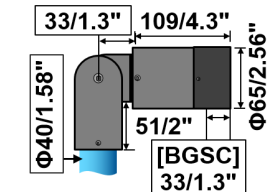
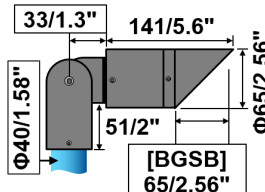
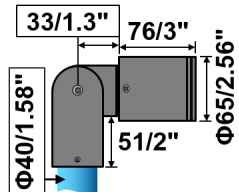
MODEL: MCA35A-[FSC25C]



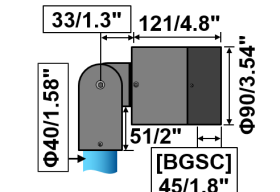
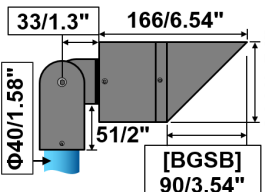
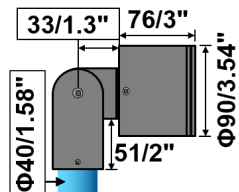
MODEL: MCA50A-[FSC40C]



MODEL: MCA65A-[FSC40C]



MODEL: MCA90A-[FSC40C]



CASE STUDY

FIXTURE: [FSC25-PSA-C125A]

FIXTURE: [FSC25-FBB]

FIXTURE: [FSC25-FBS]

