



Explosion proof led light



CIP-EPL03 Series

5 Years Warranty



Certifications & Ratings

ATEX

-  II 2G Ex d IIB T5 Gb
-  II 2D Ex tb IIIC T95°C Db Ip66
- Rated : Zone 1 & 2, 21 & 22
- CSA-C22.2 No. 250.13-12
- UI 8750 (Edition 1)
- CSA-C22.2 No. 137-1981 (R2004)
- UI 844 (Edition 12)
- Rated : Class 1, Division 2, Groups A, B, C and D

CNEX


- Ex db IIB T5 Gb/Ex td A21 Ip66 T95°C
- Rated : Zones 1 & 2, 21 & 22
- CE & RoHS

Features

- Wide power range from 20W to 200W
- Compact and robust structure, excellent reliability
- High luminous efficacy up to 140 lumens per watt
- Optional lighting distribution 90°/120°
- Various installation ways for different applications
- Copper-free aluminum housing with epoxy powder coating, great corrosion resistance and cooling performance
- All exposed fasteners with quality stainless steel 304/316L
- Great impact resistance with IK08 certified
- Battery backup function available
- 5 years warranty

Application

- Power Plants
- Chemical and Petrochemical Industry
- Pharmaceutical Industry
- Onshore and Offshore Plants
- Loading Docks Platforms
- Shipyards
- Marine Industry
- Food and Alcohol industry
- Coal mine
- Painting plants
- Wastewater Treatment Plants



Technical Parameters

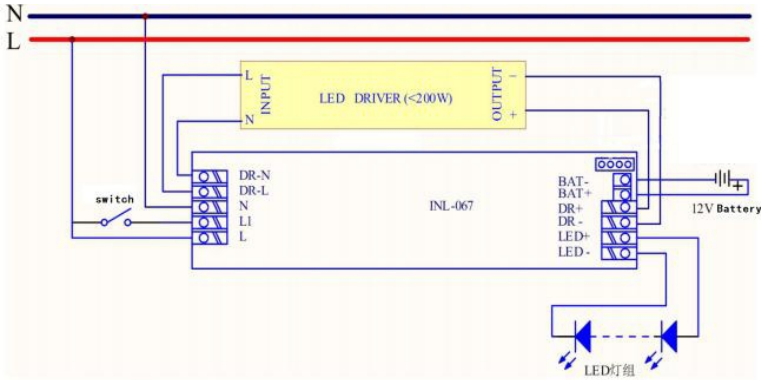
Model	CIP-EPL03 (20W-200W)											
Input Voltage	100-305VAC /12-48VDC , 50/60 Hz											
Efficiency	≥140 lm/W											
CCT	3000K/4000K/5000K/5700K/6500K											
CRI	≥70/80											
PF	>0.95											
Corrosion-proof	WF2											
Ingress Protection grade	IP66											
Material	Die cast aluminium housing, tempered glass cover											
Ambient Temperature	-40~+55 °C											
Cable entry	M25x1.5 /M20*1.5/ NPT3/4 /NPT1/2 (Φ8-Φ14mm)											
Power	20W	30W	40W	50W	60W	70W	100W	120W	150W	150W	180W	200W
Luminous flux	2600lm	3900lm	5200lm	6500lm	8400lm	11200lm	14000lm	16800lm	21000lm	21000lm	25200lm	28000lm
Product size	220*220*250mm					300*300*295mm				350*350*320mm		
Package size	275*275*305mm					350*350*380mm				430*430*360mm		
Net weight	4.0KG					6.5KG				9.0KG		
Gross weight	4.75KG					7.1KG				10.5KG		
WARRANTY	5YEARS											

Emergency Optional

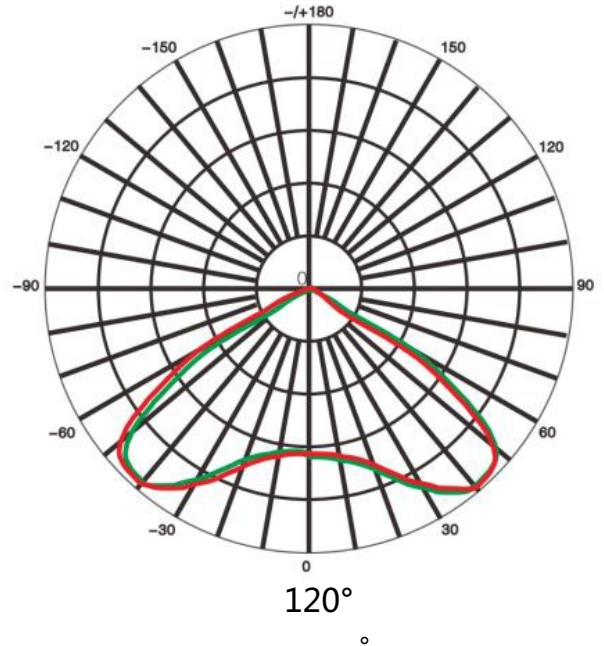
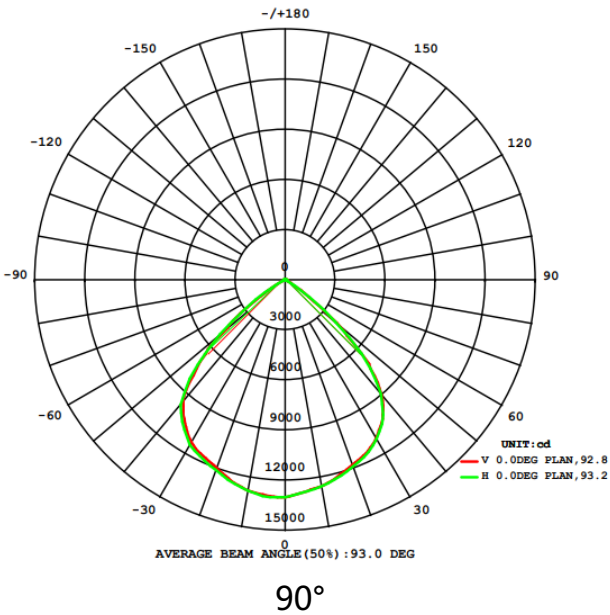


Emergency Power	20W
Battery capacity	DC11.1V 2200/4400/6600m Ah ;Lithium Battery .
Emergency Time	60/90/120/180min
Charging Time	≤24h

Explosion proof led light



Photometric



Flux out: 6481 lm

Height	Eavg, Emax	Angle: 109.76deg	Diameter
2m	252.9, 800.41x		568.72cm
4m	63.21, 200.11x		1137.44cm
6m	28.09, 88.941x		1706.16cm
7m	20.64, 65.341x		1990.51cm
8m	15.80, 50.031x		2274.87cm
9m	12.49, 39.531x		2559.23cm
10m	10.11, 32.021x		2843.59cm

Note: The Curves indicate the illuminated area and the average illumination when the luminaire is at different distance.

50W

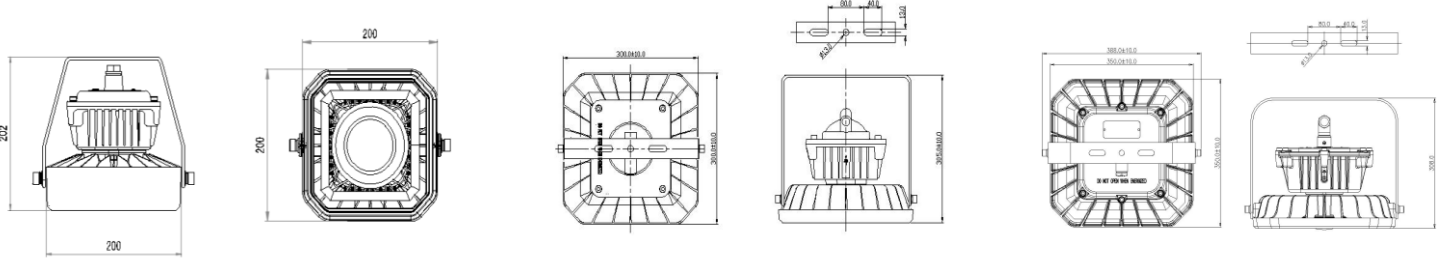
Flux out: 20237 lm

Height	Eavg, Emax	Angle: 92.80deg	Diameter
2m	1450, 32551x		420.06cm
4m	362.6, 813.61x		840.12cm
6m	161.1, 361.61x		1260.18cm
7m	118.4, 265.71x		1470.21cm
8m	90.64, 203.41x		1680.24cm
9m	71.62, 160.71x		1890.27cm
10m	58.01, 130.21x		2100.30cm

Note: The Curves indicate the illuminated area and the average illumination when the luminaire is at different distance.

150W

Product Dimensions:

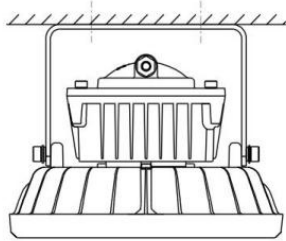


Model I (20W-60W)

Model II (70W-150W)

Model III (150W-200W)


Fixed Installation



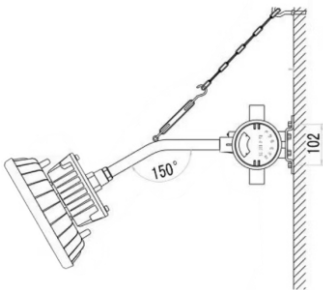
Ceiling



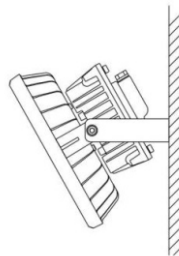
Ceiling



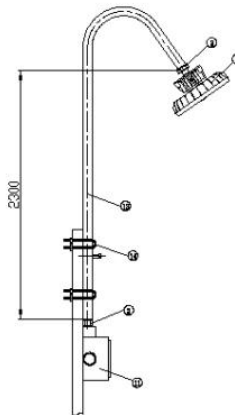
Ceiling
(Suspension boom)



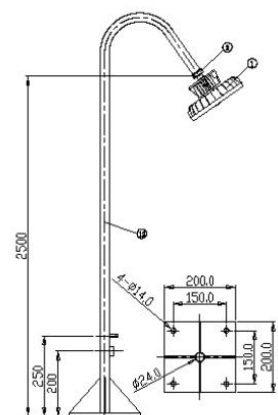
Wall



Wall



Guardrail Lamppost



Flange Lamppost