


### LED BACKLIT PANEL

5 CCT and 5 Wattage Selectable

Project: \_\_\_\_\_ Location: \_\_\_\_\_  
 Date: \_\_\_\_\_ Part #: \_\_\_\_\_  
 Notes: \_\_\_\_\_



### Performance & Features

#### LED Source

- High efficacy, micro power LED with 5 CCT Selectable (3000K/3500K/4000K/5000K/6500K)
- CRI >80
- L70 lifespan of 54,000 hours
- 0-10V dimmable driver
- 120-277V input
- No flicker

#### Construction

- Durable cold-rolled steel and extruded aluminum housing
- Long-lasting dark bronze finish available
- Damp Location Rated
- Frosted Lens
- Operates efficiently in temperatures from -40°F to 122°F

#### Certifications and Warranty

- ETL Listed
- DLC 5.1 Premium
- Backed by a 5-year limited warranty

### SKU Guide

Example: BPL-22-U-P-15T35-5CCT

Family	Size	Voltage	Listing	Wattage	CCT	Options
BPL	14 = 1x4 22 = 2x2 24 = 2x4	U = 120-277V Universal	P = DLC Premium	15T35W = 15/20/25/30/35W 20T50W = 20/25/30/40/50W	5CCT = 3000K 3500K 4000K 5000K 6500K	EM = Battery Backup

Quick Order


Model No.	Power (W)	Lumens (lm)	CCT (K)	LPW	Finish
1x4 BPL-14-U-P-15T35-5CCT	20/25/30/35/40W	1875 2500 3125 3750 4375	5CCT 3000K/3500K/4000K/ 5000K/6500K	125	White
2x2 BPL-22-U-P-15T35-5CCT	15/20/25/30/35W	1875 2500 3125 3750 4375	5CCT 3000K/3500K/4000K/ 5000K/6500K	125	White
2X4 BPL-24-U-P-20T50-5CCT	20/25/30/40/50W	2500 3125 3750 5000 6250	5CCT 3000K/3500K/4000K/ 5000K/6500K	125	White

Contact for custom configuration & specifications

Accessories



**Surface Mount Kit**  
SMF-22-W  
SMF-24-W  
SMF-14-W

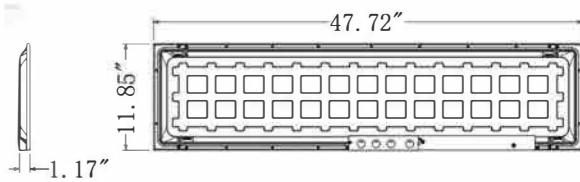


**Suspension Mount Kit**  
PKT-12-S  
PKT-14-S

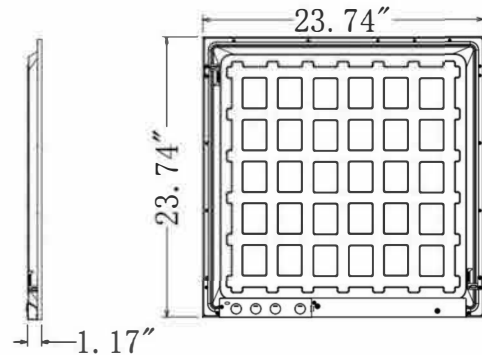


**EM Battery Backup**

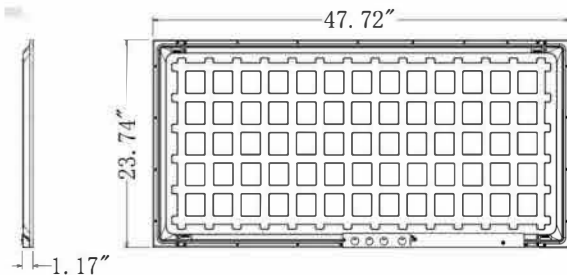
Dimensions



BPL-14-U-P-15T35-5CCT



BPL-22-U-P-15T35-5CCT



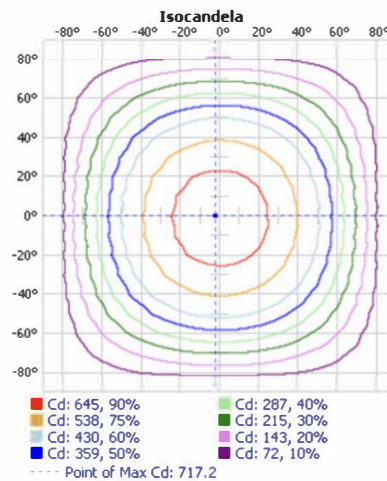
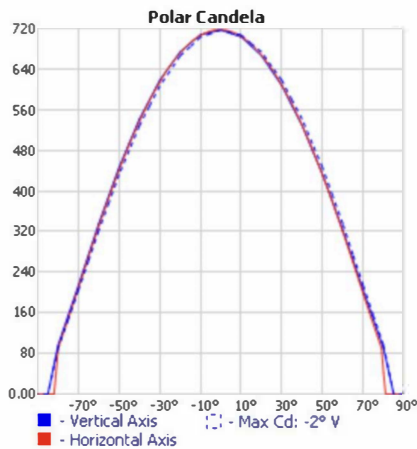
BPL-24-U-P-20T50-5CCT

## Packaging Dimensions

SKU#	Master Carton	Qty
BPL-14-U-P-15T30-5CCT	49.0x13.5x5.4 in.	4
BPL-22-U-P-15T35-5CCT	25.1x25.4x5.4 in.	4
BPL-24-U-P-20T50-5CCT	49.0x25.4x5.4 in.	4

## Photometry

DPS-22-U-P-15T35-5CCT



Zone	Lumens	% Lamp	% Luminaire
0-30	557.8	26.7%	26.7%
0-40	916.7	43.9%	43.9%
0-60	1,634.0	78.3%	78.3%
60-90	452.3	21.7%	21.7%
70-100	188.5	9%	9%
90-120	0.000	0%	0%
0-90	2,086.3	100%	100%
90-180	0.000	0%	0%
0-180	2,086.3	100%	100%

**Note:** Additional Photometry available on request