


CIP-4UDP-LCT

4" Round Up/Down Pendant Mount Cylinders
120/277V, 3 Power/Lumens & 5 CCT Selectable

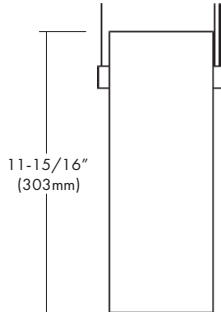


4" LED Cylinder

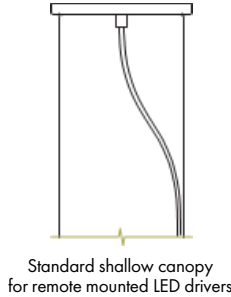


4DUP-LCT

Dual Cable U/D Cylinder (Dry Location Only)



11-15/16"
(303mm)



Standard shallow canopy
for remote mounted LED drivers

* cCSA-us Dry Location for Up/Down Cable Mount



Dual aircraft cable + cord suspension.

Standard cable length = 6' Cable length is field adjustable.

To order longer cable put length in options section at end of the part number.

Canopies fit standard 3.5" and 4" round and octagonal junction boxes.

Not to scale, dimensions are nominal Consult factory for CAD drawings .

DESCRIPTION

The CIP-4UDP-LCT 4" Round Up/Down Cylinders are Wet Location and IP65 rated for outdoor use. The pendant mount cylinders are available with the standard pendant, swivel mount pendant, or pendant cable and cord. The fixtures are offered in 15W, 20W and 30W LED, DoB modules with a customized IC, highbred circuit on board with dimming down to 5% with most Triac and ELV dimmers or 0-10V dimming. DoB, 120/277VAC Direct technology has low heat, great reliability and has been designed for these fixtures to operate in environments between -22° F to 104° F (-30°C to 40°C). Optional EM Drivers for emergency lighting are available.

DESIGN FEATURES

Features

- Weatherproof aluminum powder coated white & black finish for outdoor & indoor applications.
- 15W, 20W & 30W Selectable power.
- 2700K, 3000K, 3500K, 4000K & 5000K Selectable CCT.
- 90 CRI Standard.
- Universal 120-277V 50/60 Hz Input.
- Triac, ELV & 0-10V dimming.

Mounting

- Mount completely assembled fixture with supplied pendant mounting kit directly onto ceiling J-box.

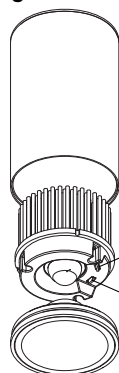
Limited Warranty

- LED Module & Product: 3 years

Listing

- ETL cETL Listed
- State of California Title 24
- Wet location (IP65 Rated)

Drawing



CCT Selectable Switch

Power Selectable Switch

SPECIFICATION

Input Voltage	120/277V		
Wattage	(x2) 15W	(x2) 20W	(x2) 30W
Lumen	1,050	1,400	2,100
Efficacy (LPW)	70 lm/W	70 lm/W	70 lm/W
Beam Angle	48°		
CRI (Standard)	90		
CCT (Color +/-5%)	2700K, 3000K, 3500K, 4000K, 5000K		
Dimming	Triac, ELV & 0-10V Dimming*		
LED Module	3 years		
Environment	Wet location		

* Double wattage for Up/Down Type

* Contact factory for custom beam angles

120V Approved Dimmers

* Lutron: Skylark S-600
: MRF2-6DN-120
: MACL-153M
: DVLV-600P
: SELV-300P
: CTCL-153P
: DVELV-303P
: DVCL-153P
* Leviton: D600R, Acenti: Ate06,
Trimatron #705W
* Cooper Devine incandescent dimmer 600W
* Pass&seymour harmony incandescent 600W
For 0-10V Driver**
* Lutron: Nova 0-10V : NTFTV
Diva 0-10V : DVTV
* Leviton: Decora 0-10V : IP710DL

* Consult tech. service or factory for additional dimmers
** Consult with factory if you are not using the approved dimmers

Model	-Cable and Cord Lengths	-Housing Finish**	-Options
CIP-4UDP-LCT = Up/Down Cable Mount Pendant	<i>Cable and Cord Lengths</i> C12 = 12 Inches C24 = 24 Inches C36 = 36 Inches C50 = 50 Inches C72 = 72 Inches C120 = 120 Inches	-WH = White -BK = Black	-EM = Emergency Driver

Example: **CIP-4UDP-LCT-C12-WH**

** Consult factory for other Color Temperatures and Finishes