


GTG3605: LED WALL LIGHT



INTRODUCTION

FEATURE

Durable Optimized LED Lighting Design
 Skilled Manufacturing Technology
 Upgrade LED Lighting Design
 Easy Installation and Maintenance
 Long Lifespan >50,000hours
 Working Temperature: -30°C~50°C

MAIN MATERIAL

LED Brand: GUBO
 Driver Brand: GUBO
 Housing: Die-casted Aluminum
 Optics: High Efficiency PC Lens

INSTALLATION

[FWA]: Wall Surface Mounted
 [FJP]: Custom Fixing Plate on Outlet Box
Notes: Remote Driver need be in Deep JBOX
 Suitable for Balcony, Veranda, External Wall.....

STANDARD

Designed and Manufactured to Comply with
 CE/RoHS/CB/cETL/SAA Standard
 Withstand Voltage: 3.75KV, Surge: 6KV
 IP65 Protection, Class III Electric

CUSTOM OPTION

LED CCT: 1,800K~10,000K/R/G/B/Y
 LED Grown Light: **Full Spectrum** 380nm~840nm
 [CRI]: [E] RA80, [G] RA90, [H] RA97(RG0)
 [PCW-FM]: Male&Female Waterproof Connector
 [SFH] Custom Housing Finish Color by RAL





| MODEL | POWER [W] | LED TYPE | CCT [K] | CRI | FLUX [LM] | POWER FACTOR | BEAM ANBGLE | REMOTE CONTROL | INPUT [V] | | |
|---|-----------------|--------------|---------|--------|-----------|--------------|-------------|--|---------------|------|------|
| GTG3605A- -MCAS160A- -FBA -FRF -FRGT -FBS | 18W [12W] | 6x5W SMD3535 | G2700K | RA90 | 500 | >0.9 | BLR:3°x270° | [CDP]:PWM(1%) Following by Remote Driver [CDT]:TRIAC(10%) [CDV]:0~10V(8%) [CDV0]:0~10V(1%) [CDV1]:1~10V(10%) [CDX]:DMX512(1%) [CDA]:DALI(1%) [CDZ]:ZIGBEE(1%) [CRB]:Bluetooth(1%) | DC24V [DC12V] | | |
| | | | G3000K | RA90 | 550 | | | | | | |
| | | | G3500K | RA90 | 550 | | | | | | |
| | | | G4000K | RA90 | 610 | | | | | | |
| | | | G5000K | RA90 | 610 | | | | | | |
| | | | G6500K | RA90 | 590 | | | | | | |
| | 2C@18W | TWG | G2700K | G6500K | RA90 | 390 | >0.9 | | | | |
| | 3C@18W | RGB | 620nm | 520nm | 455nm | \ | 390 | | | >0.9 | |
| | 4C@18W | RGBW | 620nm | 520nm | 455nm | G2700K | \ | | | 390 | >0.9 |
| | 4C@18W | RGBA | 620nm | 520nm | 455nm | 590nm | \ | | | 390 | >0.9 |
| GTG3605A- -MCAS120A- -FBA -FRF -FRGT -FBS | 10W [6W] | 3x5W SMD3535 | G2700K | RA90 | 250 | >0.9 | BLR:3°x180° | | | | |
| | | | G3000K | RA90 | 280 | | | | | | |
| | | | G3500K | RA90 | 280 | | | | | | |
| | | | G4000K | RA90 | 310 | | | | | | |
| | | | G5000K | RA90 | 310 | | | | | | |
| | | | G6500K | RA90 | 300 | | | | | | |
| | 2C@10W | TWG | G2700K | G6500K | RA90 | 200 | >0.9 | | | | |
| | 3C@10W | RGB | 620nm | 520nm | 455nm | \ | 200 | >0.9 | | | |
| | 4C@10W | RGBW | 620nm | 520nm | 455nm | G2700K | \ | 200 | >0.9 | | |
| | 4C@10W | RGBA | 620nm | 520nm | 455nm | 590nm | \ | 200 | >0.9 | | |
| GTG3605A- -MCAS180A- -FBA -FRF -FRGT -FBS | 18W [12W] [25W] | 6x5W SMD3535 | G2700K | RA90 | 500 | >0.9 | BLR:3°x270° | | | | |
| | | | G3000K | RA90 | 550 | | | | | | |
| | | | G3500K | RA90 | 550 | | | | | | |
| | | | G4000K | RA90 | 610 | | | | | | |
| | | | G5000K | RA90 | 610 | | | | | | |
| | | | G6500K | RA90 | 590 | | | | | | |
| | 2C@18W | TWG | G2700K | G6500K | RA90 | 390 | >0.9 | | | | |
| | 3C@18W | RGB | 620nm | 520nm | 455nm | \ | 390 | >0.9 | | | |
| | 4C@18W | RGBW | 620nm | 520nm | 455nm | G2700K | \ | 390 | >0.9 | | |
| | 4C@18W | RGBA | 620nm | 520nm | 455nm | 590nm | \ | 390 | >0.9 | | |

NOTE:

All parameters are measured at 25°C ambient temperature, 35% humidity experimental environment.
 Tolerances of power and luminous flux are ±10%, tolerance of color rendering index is ±5.

GTG3605: LED WALL LIGHT



INTRODUCTION

FEATURE

Durable Optimized LED Lighting Design
 Skilled Manufacturing Technology
 Upgrade LED Lighting Design
 Easy Installation and Maintenance
 Long Lifespan >50,000hours
 Working Temperature: -30°C~50°C

MAIN MATERIAL

LED Brand: GUBO
 Driver Brand: GUBO
 Housing: Die-casted Aluminum
 Optics: High Efficiency PC Lens

INSTALLATION

[FWA]: Wall Surface Mounted
 [FJP]: Custom Fixing Plate on Outlet Box
Notes: Remote Driver need be in Deep JBOX
 Suitable for Balcony, Veranda, External Wall.....

STANDARD

Designed and Manufactured to Comply with
 CE/RoHS/CB/cETL/SAA Standard
 Withstand Voltage: 3.75KV, Surge: 6KV
 IP65 Protection, Class III Electric

CUSTOM OPTION

LED CCT: 1,800K~10,000K/R/G/B/Y
 LED Grown Light: **Full Spectrum** 380nm~840nm
 [CRI]: [E] RA80, [G] RA90, [H] RA97(RG0)
 [PCW-FM]: Male&Female Waterproof Connector
 [SFH] Custom Housing Finish Color by RAL

| | | | | |
|--------------|--------------|-------------|------------------|--------------|
| WHITE | BLACK | GREY | DARK GREY | BRASS |
| RAL9010P | RAL9005P | RAL7042P | RAL7016P | RAL1024P |
| | | | | |

| MODEL | POWER [W] | LED TYPE | CCT [K] | CRI | FLUX [LM] | POWER FACTOR | BEAM ANBGLE | REMOTE CONTROL | INPUT [V] | | |
|---|-----------------|--------------|---------|--------|-----------|--------------|-------------|---|---------------|------|------|
| GTG3605A- MCAS160A - -FBA -FRF -FRGT -FBS | 18W [12W] | 6x5W SMD3535 | G2700K | RA90 | 500 | >0.9 | BLR:3°x270° | [CDP]:PWM(1%) Following by Remote Driver | DC24V [DC12V] | | |
| | | | G3000K | RA90 | 550 | | | | | | |
| | | | G3500K | RA90 | 550 | | | | | | |
| | | | G4000K | RA90 | 610 | | | | | | |
| | | | G5000K | RA90 | 610 | | | | | | |
| | | | G6500K | RA90 | 590 | | | | | | |
| | 2C@18W | TWG | G2700K | G6500K | RA90 | 390 | >0.9 | | | | |
| | 3C@18W | RGB | 620nm | 520nm | 455nm | \ | 390 | | | >0.9 | |
| | 4C@18W | RGBW | 620nm | 520nm | 455nm | G2700K | \ | | | 390 | >0.9 |
| | 4C@18W | RGBA | 620nm | 520nm | 455nm | 590nm | \ | | | 390 | >0.9 |
| GTG3605A- MCAS120A - -FBA -FRF -FRGT -FBS | 10W [6W] | 3x5W SMD3535 | G2700K | RA90 | 250 | >0.9 | BLR:3°x180° | | | | |
| | | | G3000K | RA90 | 280 | | | | | | |
| | | | G3500K | RA90 | 280 | | | | | | |
| | | | G4000K | RA90 | 310 | | | | | | |
| | | | G5000K | RA90 | 310 | | | | | | |
| | | | G6500K | RA90 | 300 | | | | | | |
| | 2C@10W | TWG | G2700K | G6500K | RA90 | 200 | >0.9 | | | | |
| | 3C@10W | RGB | 620nm | 520nm | 455nm | \ | 200 | >0.9 | | | |
| | 4C@10W | RGBW | 620nm | 520nm | 455nm | G2700K | \ | 200 | >0.9 | | |
| | 4C@10W | RGBA | 620nm | 520nm | 455nm | 590nm | \ | 200 | >0.9 | | |
| GTG3605A- MCAS180A - -FBA -FRF -FRGT -FBS | 18W [12W] [25W] | 6x5W SMD3535 | G2700K | RA90 | 500 | >0.9 | BLR:3°x270° | | | | |
| | | | G3000K | RA90 | 550 | | | | | | |
| | | | G3500K | RA90 | 550 | | | | | | |
| | | | G4000K | RA90 | 610 | | | | | | |
| | | | G5000K | RA90 | 610 | | | | | | |
| | | | G6500K | RA90 | 590 | | | | | | |
| | 2C@18W | TWG | G2700K | G6500K | RA90 | 390 | >0.9 | | | | |
| | 3C@18W | RGB | 620nm | 520nm | 455nm | \ | 390 | >0.9 | | | |
| | 4C@18W | RGBW | 620nm | 520nm | 455nm | G2700K | \ | 390 | >0.9 | | |
| | 4C@18W | RGBA | 620nm | 520nm | 455nm | 590nm | \ | 390 | >0.9 | | |

NOTE:

All parameters are measured at 25°C ambient temperature, 35% humidity experimental environment.
 Tolerances of power and luminous flux are ±10%, tolerance of color rendering index is ±5.

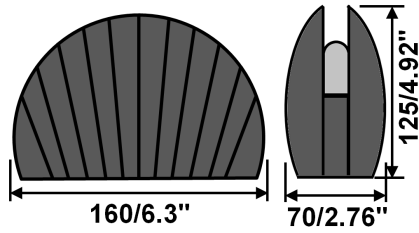
GTG3605: LED WALL LIGHT

SPECIFICATION


[FWA]: Wall Surface Mounted LED light

DIMENSION: [UNIT: MM]

(MCAS160A)-[FFS]



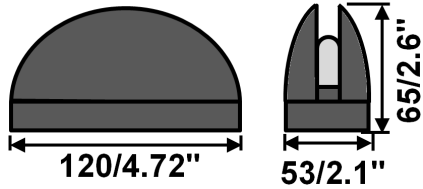
CASE STUDY:




[FWA]: Wall Surface Mounted LED light

DIMENSION: [UNIT: MM]

(MCAS120A)-[FFS]



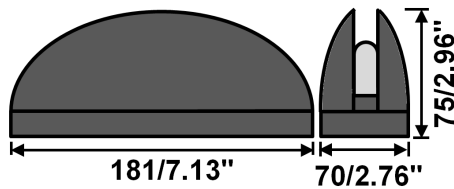
CASE STUDY:




[FWA]: Wall Surface Mounted LED light

DIMENSION: [UNIT: MM]

(MCAS180A)-[FFS]



CASE STUDY:



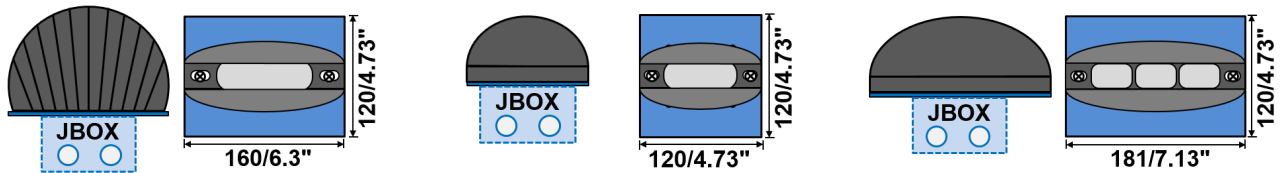
[FJP]: Custom Fixing Plate on Outlet Box

DIMENSION: [UNIT: MM]

(MCAS160A)-[FJP]

(MCAS120A)-[FJP]

(MCAS180A)-[FJP]



[FRF]: Semi-flush Recessed Mounting

DIMENSION: [UNIT: MM]

(MCAS160A)-[FRF-C75A]

(MCAS120A)-[FRF-C75A]

(MCAS180A)-[FRF-C75A]

