



## UFO LED Highbay Series

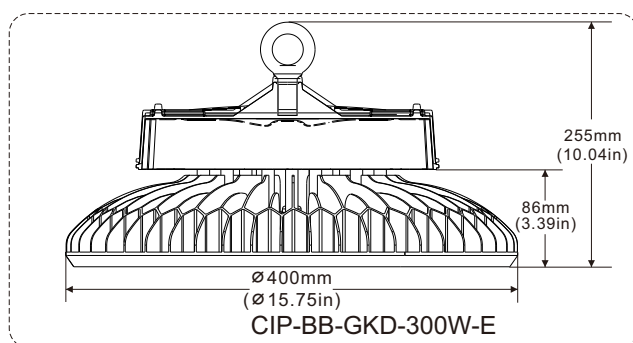
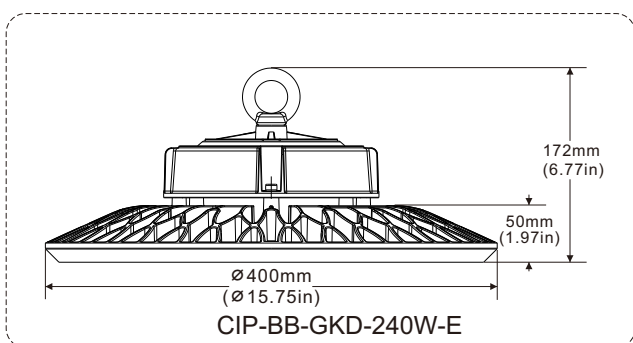
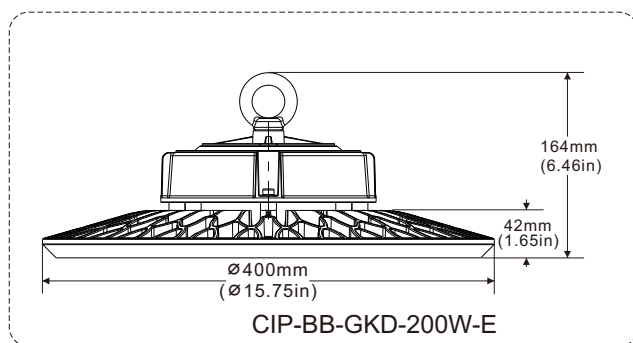
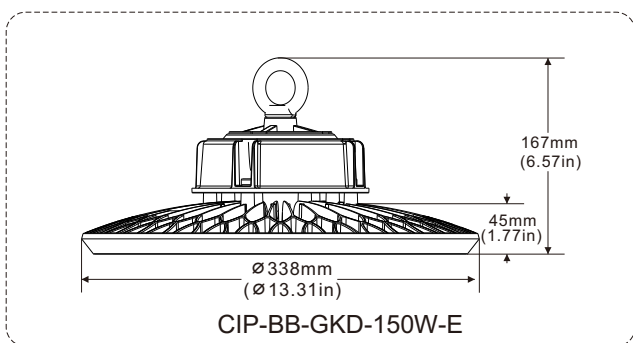
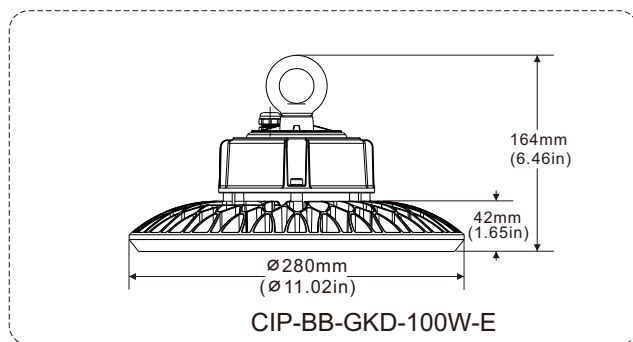
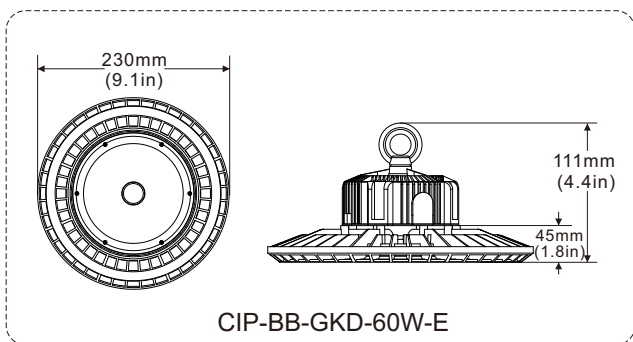


### PRODUCT DESCRIPTION

The UFO series has the high-performance solution for the most demanding applications within a unique design. With different precision refractive optical lens and an easy-install design, it can be used in many applications such as workshop, warehouse, indoor stadium, factories, stockrooms, hotel, supermarket, etc.

### FEATURE

1. Air cooling Design
2. IP65 Rated Enclosure
3. Suspension or Bracket Mounting
4. Optional Black or White color
5. Optional with Microwave Sensor
6. Optional with Emergency Driver



## Ordering Information

Example: CIP-BB-GKD-100W-E


Area Series	Watts	Version	Bracket	CCT	Voltage	Color
CIP-BB-GKD	60W	E	1 - Ring	SW-2700K	BLANK-100-277VAC HV-200-480VAC	Black(default) White(optional)
	100W		2 - Bracket	WW-3000K		
	150W		NW-4100K			
	200W		DW-5000K			
	240W		CW-5700K			
	300W		SCW-6500K			

## PERFORMANCE DATA

Power	60W	100W	150W	200W	240W	300W
Model	CIP-BB-GKD-60W-E	CIP-BB-GKD-100W-E	CIP-BB-GKD-150W-E	CIP-BB-GKD-200W-E	CIP-BB-GKD-240W-E	CIP-BB-GKD-300W-E
Luminous Flux	7800lm	13000lm	19500lm	26000lm	31200lm	39000lm
Replacement	HPS 200W	HPS 300W	HPS 400W	HPS 600W	HPS 800W	HPS 1000W
ETL DLC	N	Y	Y	Y	N	N
Model differences	Different installation accessories: E1-Ring mounting; E2-Bracket mounting					
Light Source	SMD LED					
Luminous Efficacy	130lm/W					
Operation Temp.	-40 to +45°C					
CCT	2700K SW / 3000K WW / 4100K NW / 5000K DW / 5700K CW					
CRI	70+					
Life Span	50,000 hours at 25°C					
Voltage	100-277VAC/50-60Hz			200-480VAC/50-60Hz Available		
Driver	UL listed power supply					
Dimming	Available      Dali dimming optional					
Emergency module	Optional, Emergency Driver A or B					
Sensor	Microwave sensor available					
Control System	APP, remote control, touch screen, light control and other control options available					
Beam Angle	120° (Transparent, Matte)    60° 90° (Lens)					
Cover	Transparent, Matte, Lens available					
IP	65					
PF	>0.95					
Warranty	5Years					

## PROJECTS

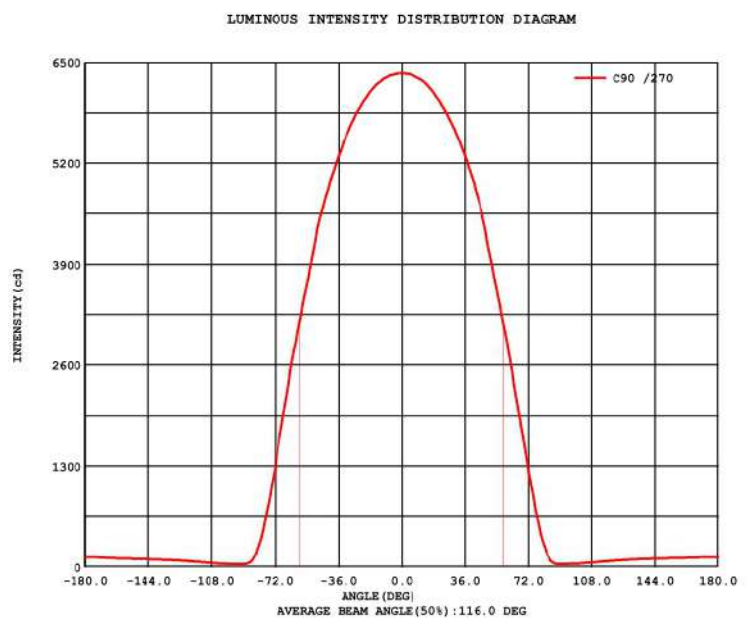
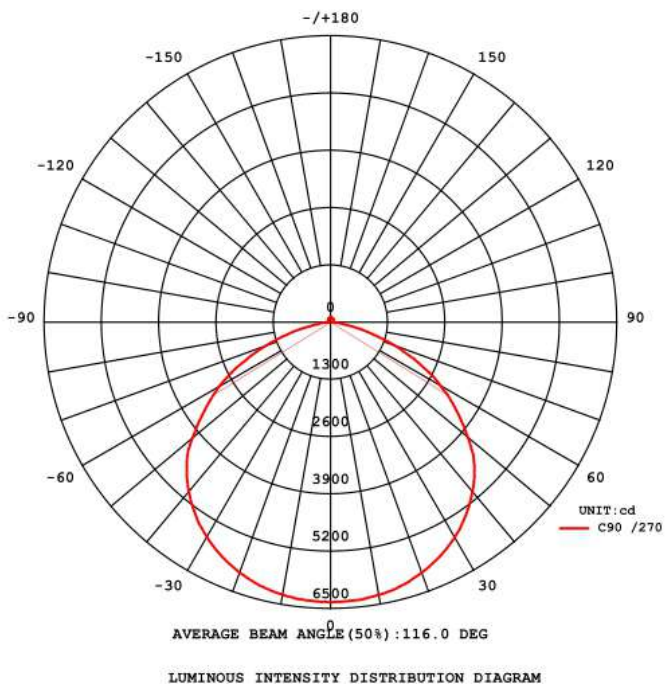
By using our 100W Highbay Light to replace 300W Metal Halide bulb for warehouse high bay lighting fixtures, the customer is now able to save a lot per month from his electric bill.



Notes:


1. Don't take the LED lamp apart.
2. The LED lamp must work under the right voltage according to the specification.

## LUMINOUS INTENSITY DISTRIBUTION



## DETAILS

1. 3030 SMD LED, Imported chips.
2. Aluminum die-casting heat sinks is good for heat dissipation.
3. UL listed power supply, Safe and reliable, long life.
4. It's major to replace the conventiona highbay light.
5. Green, energy saving, long and reliable life of 50,000 hours.
6. No RF interference, No IR/UV radiation ,no mercury pollution.
7. Wide colour availability in degrees Kelvin(K),2700-6700K.
8. Streamline exterior design, beautiful appearance.
9. Environment friendly ,energy saving (70~80%).
10. Special circuit design, each LED work separately, avoiding the single broken LED influence problem.




## APPLICATION


- Parking area lighting
- Workshop lighting
- Warehouse lighting
- Indoor stadium lighting
- Factories lighting



Warehouse lighting



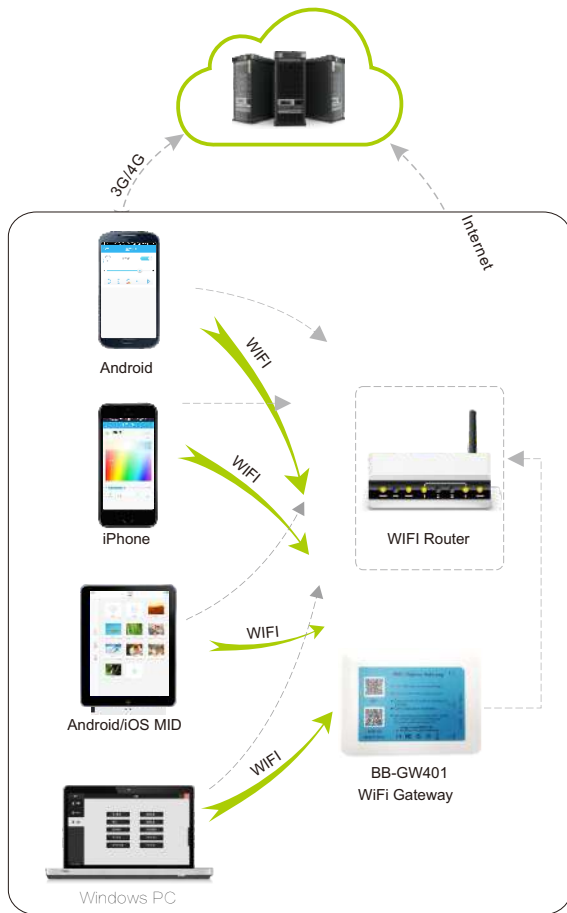
Factories lighting



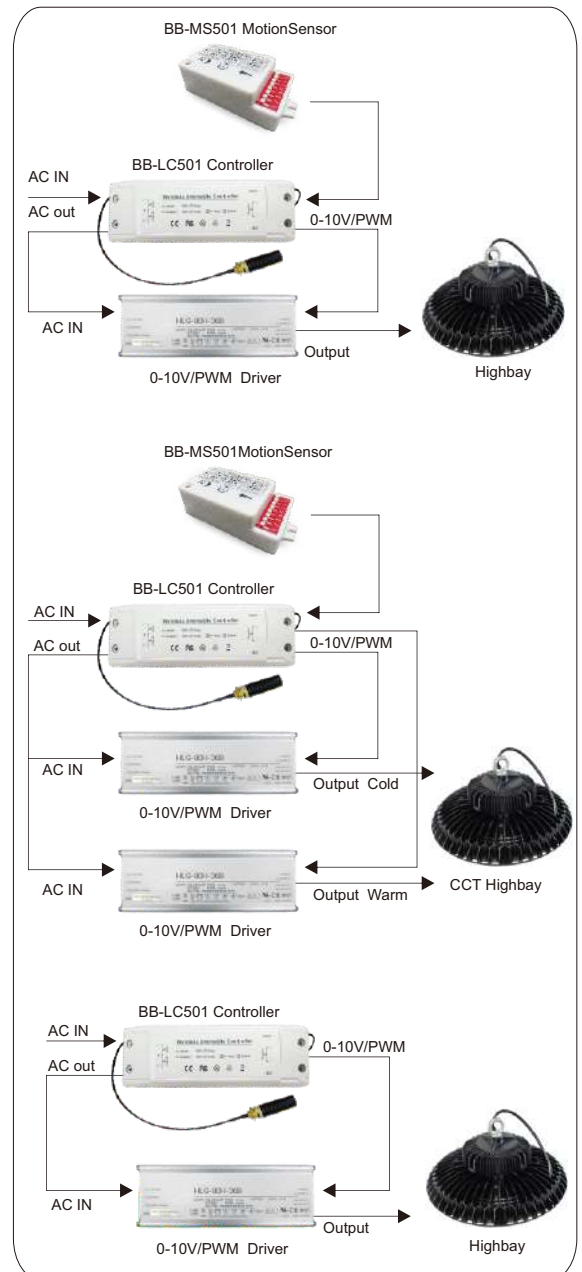
Garage lighting

## HIGHBAY CONTROL SYSTEM

- Support automatic luminance change with embedded daylight sensor.
- Support automatic CCT change with embedded temperature sensor for CCT light.
- Support more 500 devices control by one gateway, one app.
- Support frequency hopping technology for strong anti-jamming ability.
- Support mesh network, control range is more 50 meters.
- Support storage of 500 devices QRcodes in gateway.
- Support schedule settings for each device.
- Support above 10 mobile devices control on station mode.
- Support remotely control via internet on station mode.
- Support remote control/touch panel/handheld dimmer control as optional.
- Support scene/area/group control based on user preset.
- Support encryption transmission.
- Support iOS/Android/Windows app.
- Support Motion sensor



Control



Lighting

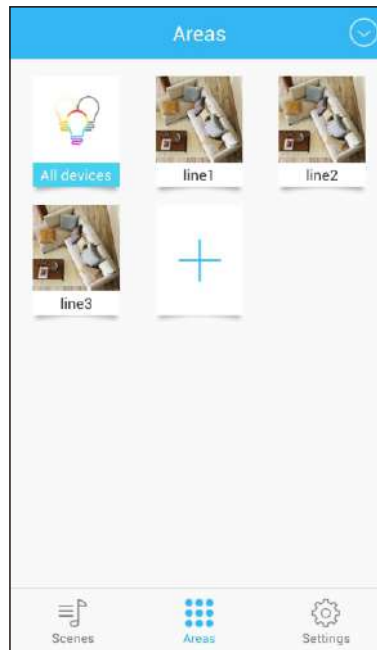
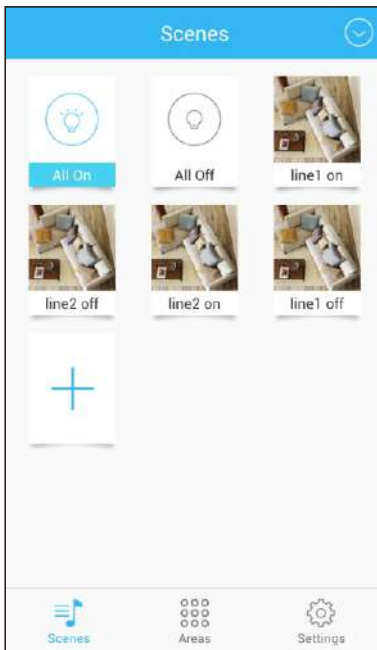
## Parameters

Params	CIP-BB-GW501 WiFi-Zigbee Gateway	CIP-BB-RC402 Handheld Dimmer	CIP-BB-RC401 Remote Control	CIP-BB-TP501-ZM-CT Touch Panel
Input Voltage	5Vdc	5Vdc(Charge )	5Vdc(Charge )	110Vac-240Vac
Adapter	5V1A MicroUSB	5V1A MicroUSB	5V1A MicroUSB	—
Standby Current	—	10uA	10uA	—
Frequency	2.4G	2.4G	2.4G	2.4G
Control Range	50m	50m	50m	30m
Operating Temp	-20°C - 70°C	-20°C - 50°C	-20°C - 50°C	-20°C - 55°C

Params	CIP-BB-TP501-ZM-SC Touch Panel	CIP-BB-LC401 Daylight Sensor	CIP-BB-LC501 Controller	CIP-BB-MS501_12 MotionSensor
Input Voltage	110Vac-240Vac	100-240Vac	100-240Vac	12Vdc
Adapter	—	—	0 - 10V	12Vdc
Standby Current	—	—	20mA	—
Frequency	2.4G	2.4GHz	2.4GHz	5.8GHz
Control Range	30m	50m	—	—
Operating Temp	-20°C - 55°C	-40°C - 85°C	-40°C - 85°C	-20°C - 60°C

## iLightsIn Apps

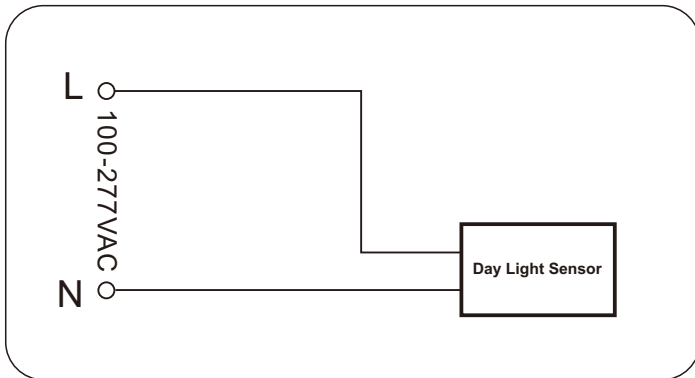
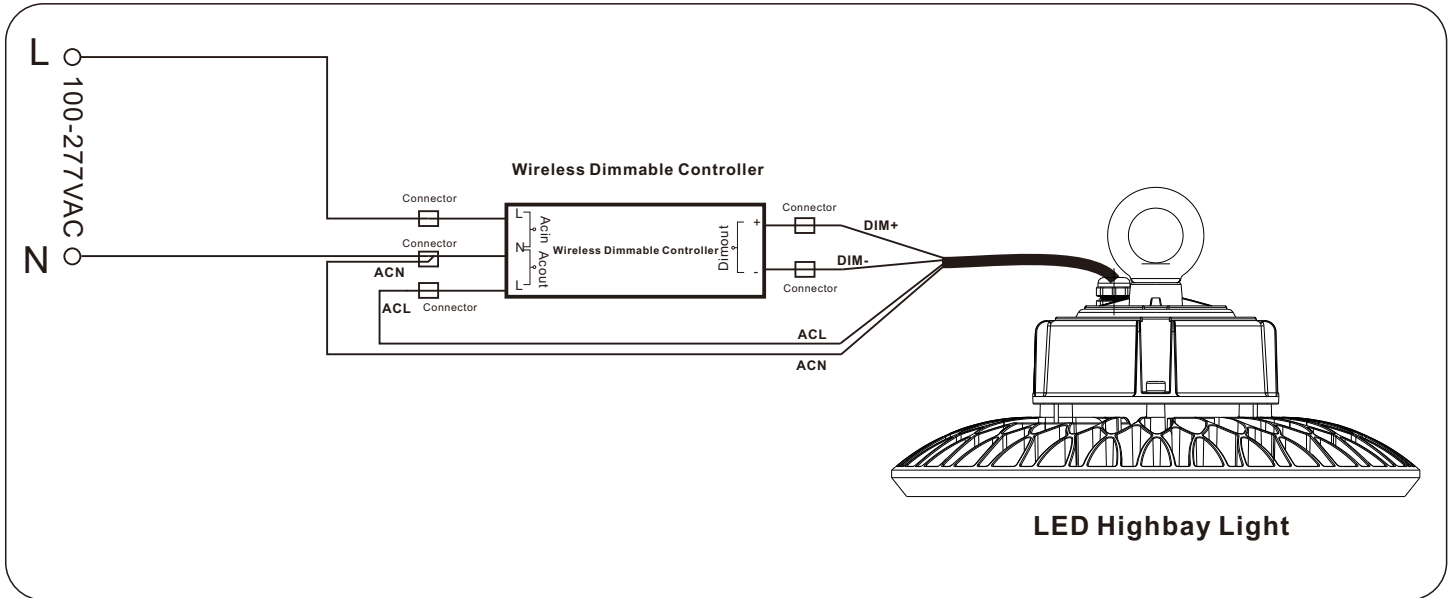
The Apps can download from Apple app market and Android app market by searching iLightsIn. Windows version is also ready.



## Optional Accessories



## Wiring



\*Only Wireless Dimmable Controller and Day Light Sensor must be wired in accordance with the above wiring.

\*WiFi Gateway and Touch Panel are energized through an adapter, respectively.

## ACCESSORIES

### Optional Accessories

#### Mounting Accessories



UFO With Ring



UFO With Bracket

#### Microwave Sensor



UFO With White Microwave Sensor



UFO With Black Microwave Sensor



When someone enters the induction area during the day, when the light is sufficient, the lamp will not light.



Evening to night when the lack of light, people into the lamp sensor area, the lights automatically open 100% brightness.




When the person leaves the sensing area, the brightness of the fixture will dim to 0%/10% /20%/ 30% (optional) after the full delay time.




After the dimming delay time, if no one into the sensor area, the lights automatically shut down.



## Accessories Options




Chain

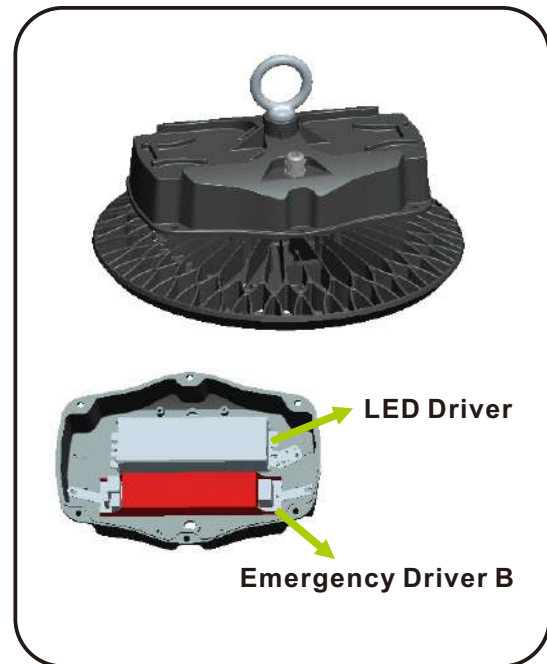


Wire rope

## Emergency LED Driver



UFO With Emergency Driver A



UFO With Emergency Driver B

### Emergency Driver A

#### Operation

- ★ AC operation, when AC power supplies to the AC driver and , the AC driver will operate the LED load as designed. Then the will be kept as charging status, and the indicator light will keep lighting. When press the test button, it will change into emergency status at a reduced lumen output for 30 seconds, during this time, the indicator will flash slowly (light on for 2 seconds, off for 2 seconds); then 30 seconds later, it will recover into AC operation.
- ★ Emergency operation, When AC power fails, automatically switches to emergency mode, keeping the LED load illuminated at a reduced lumen output for a minimum of 90 minutes, during this time, the indicator will flash slowly ( light on for 2 seconds, off for 2 seconds ); when AC power is restored, it will return to charging mode, and the indicator light will keep lighting.

#### SELF-TEST

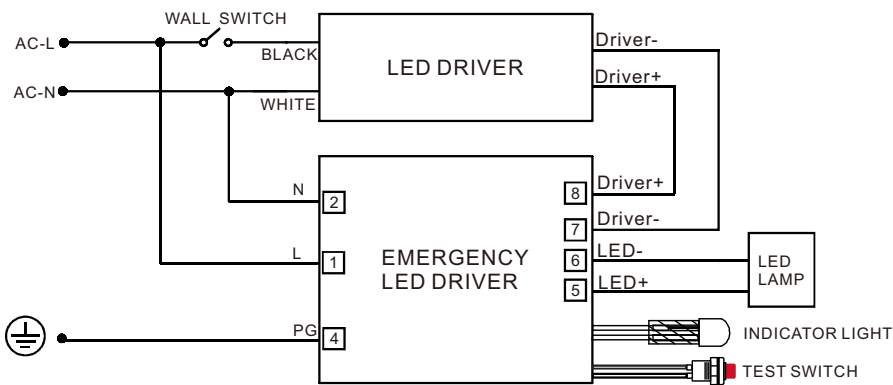
- ★ The contain a control/monitor circuit which will perform a 30-second discharge test once a month and a full 90-minute discharge test once a year. At this time, the unit simulate an AC power failure and automatically switch to emergency mode. During routine testing, the unit will monitor the operation of the LED load, battery voltage, and emergency duration, if the unit detect any problems, the indicator will flash quickly.

## Emergency Driver B

### Feature

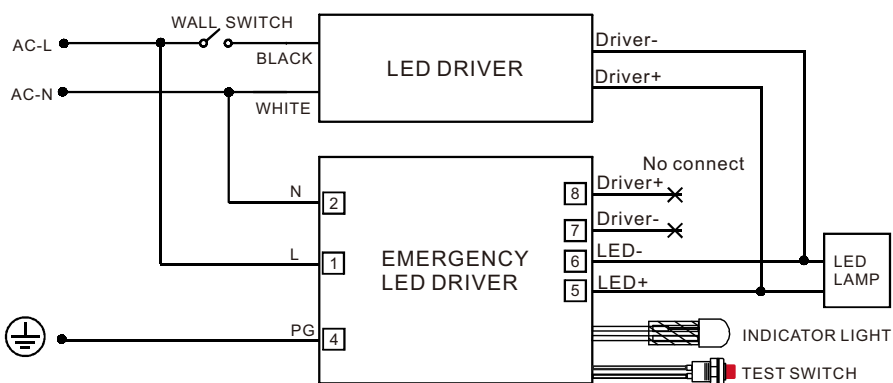
- ★ UL Listed for us and canada.
- ★ Listed to UL924 and tested to CSA C22.2 NO.141 Field or factory installation.
- ★ High voltage output.
- ★ Low energy consumption CEC compliance.
- ★ Constant output power.
- ★ Self-testing.
- ★ Battery:over temperature protection.

### Wiring



WIRING DIAGRAM 1

(The lamp power is less than 120W and the driver's output current is less than 3A.)



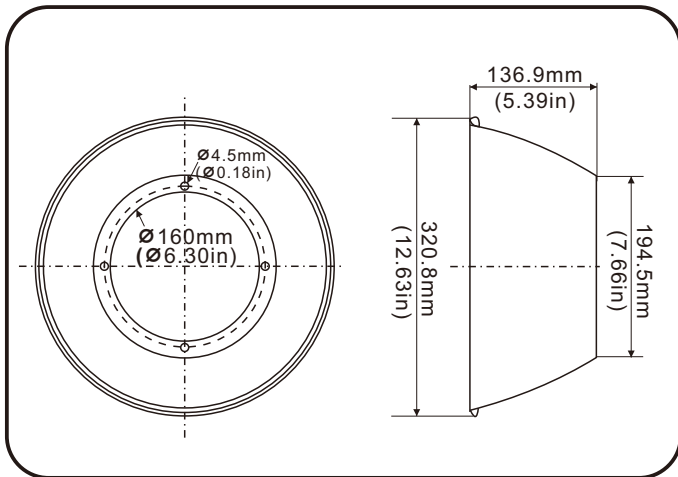
WIRING DIAGRAM 2

(The lamp power is more than 120W and turn off wall switch before testing.)

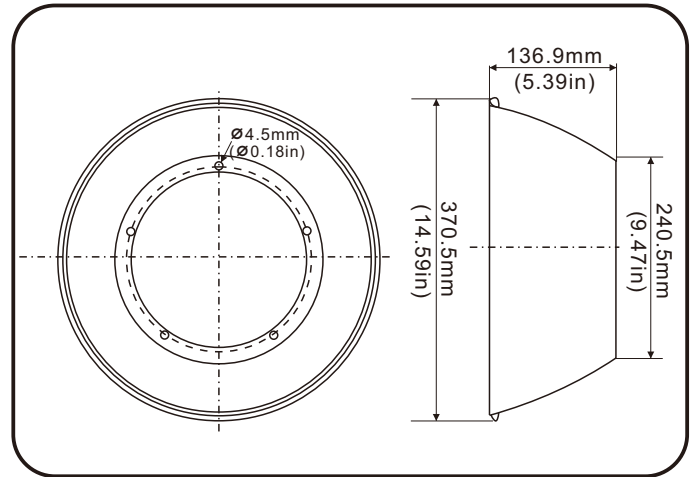
Aluminum Cover



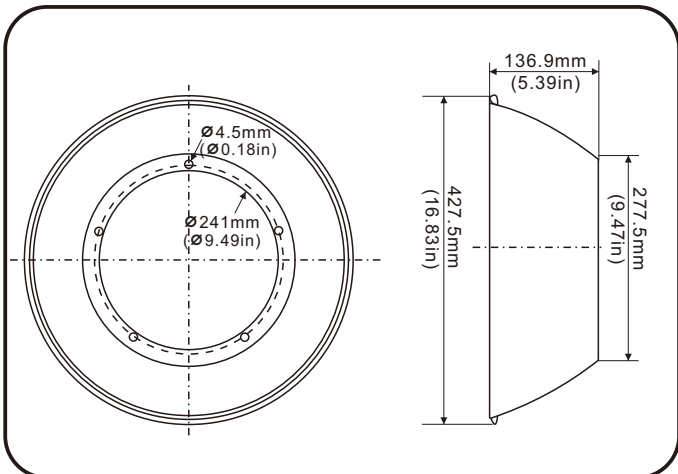
UFO with aluminum cover



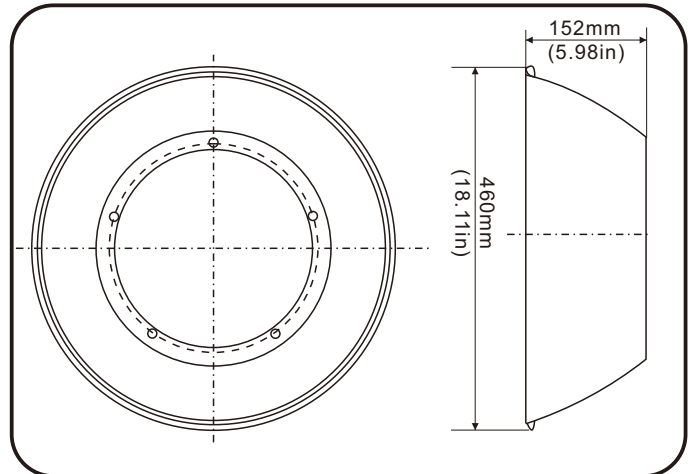
Aluminum cover dimension(for UFO 100W)



Aluminum cover dimension(for UFO 150W)



Aluminum cover dimension(for UFO 200W&240W)




Aluminum cover dimension(for UFO 300W)

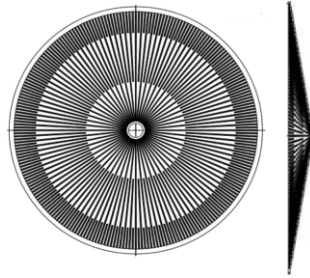
Package info

Item	Packaging	Carton Size(mm) (L*W*H)	Volume weight
100W-240W	50pcs/CTN	430x430x550mm	24.0kg
300W	20pcs/CTN	500x500x290mm	17.0kg

PC Cover



PC Cover



Conical Bottom Lens



Prismatic Drop Bottom Lens



UFO with PC Cover



UFO with PC Cover & Conical Bottom Lens



UFO with PC Cover & Prismatic Drop Bottom Lens


Three colors of the PC cover: Clear, Frosted, Milky. (The standard is Clear PC cover)




Milky reflector




Frosted reflector




Clear reflector



Milky reflector



Frosted reflector



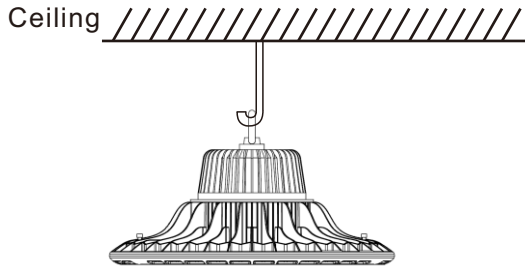
Clear reflector

### Dimension And Package Info

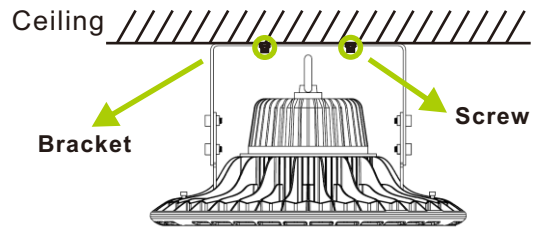
Type	Wattage	Diameter	Height with UFO	Packaging	Volume weight
PC cover	100W	D310mm	H150mm	620x320x480mm 22-24pcs/ctn	22.0kg
	150W	D310mm	H105mm	620x320x480mm 22-24pcs/ctn	22.0kg
	200-240W	D410mm	H205mm	430*430*460mm 11-12pcs/ctn	20.0kg
	300W	D410mm	H206mm	430*430*460mm 11-12pcs/ctn	20.0kg
Conical Bottom Lens	100-150W	D305mm		500x330x330mm 100pcs/ctn (Steel ring springs are individually packaged)	13kg
	200-300W	D405mm		430x430x150mm 25pcs/ctn	9.6kg
Prismatic Drop Bottom Lens	200-300W	D405mm		430x430x250mm 25pcs/ctn	14kg

## INSTALLATION

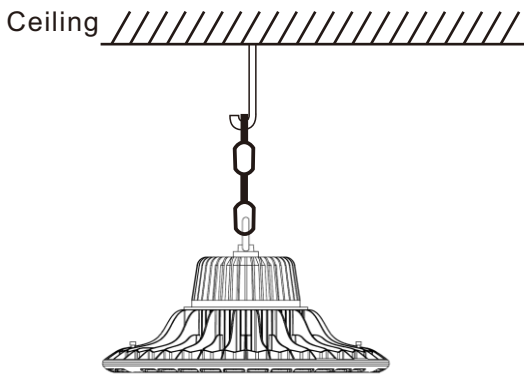
UFO LED Highbay Light has four kinds of installation:



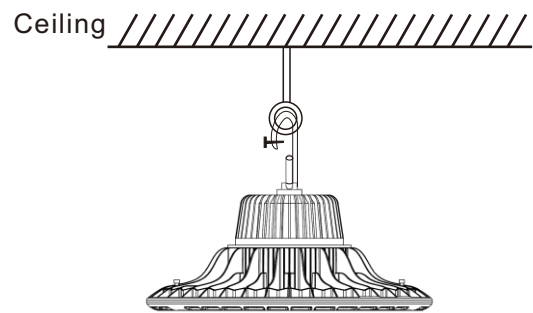
1. The suspension loop



2. Bracket type



3. Suspension chain



4. Hook hanger

## PACKING INFO



Packaging	Carton Size(mm) (L*W*H)	N.W	G.W	Volume weight
1pc/CTN(60W)	370*370*190mm	1.4kg	3.16kg	5.20kg
1pc/CTN(100W)	370*370*190mm	2.52kg	3.36kg	5.20kg
1pc/CTN(150W)	430*430*200mm	3.52kg	5.0kg	7.40kg
1pc/CTN(200W)	490*490*210mm	5.2kg	6.72kg	10.08kg
1pc/CTN(240W)	490*490*210mm	6.2kg	7.06kg	10.08kg
1pc/CTN(300W)	440*440*240mm	7.7kg	8.76kg	9.30kg