

OONA-F Round Flat Bollards

L70
25°C

147,000 Hours




NEW Soft Shine Low Glare White Cone Reflector
Daytime View Nighttime View
(Dome Top Shown for Visual Concept)



Glass
OONA-F-GQ



LED Cone Reflector
Shown with Glare
Shield OONA-F-RLQ



Louvers
OONA-F-LQ



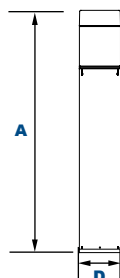
SoftLED LumaLens
Opal Array Lens



Shown with "S5"
Sensor



Shown with GFCI



Dimensions

Diameter (D)	7" (178mm)
Height (A)	41 1/2" (1,057mm)

The Oona-F Bollards with choice of optics and lenses are designed to replace HID lighting systems up to 70w MH or HPS. These fixtures are ideal for retail centers, industrial parks, schools and universities, public transit and airports, office buildings and medical facilities.

Specifications and Features:

Housing:

Extruded Aluminum Housing with Flush Mounting Base & Vandal-Resistant Screws, Flat Top, Internal Ballast Tray for Easy Maintenance. Bollards Can Be Cut to Custom Lengths Upon Request.

Listing & Ratings:

ETL: Listed for Wet Locations, ANSI/UL 1598, 8750; IP65 Sealed LED Compartment.

Finish:

Textured Architectural Bronze or Black Powdercoat Finish Over a Chromate Conversion Coating. Custom Colors Available Upon Request.

Style:

Clear Prismatic Borosilicate Glass Refractor, Specially Designed Cone Reflector or Internal Louvers

Lens:

Clear UV-Stabilized Polycarbonate Vandal-Resistant Lens or SoftLED LumaLens UV-Stabilized Polycarbonate Opal Vandal-Resistant Lens

Mounting Options:

Mounting Kit with 8" Zinc-Plated Anchor Bolts, Included.

LED:

Aluminum Boards

Wattage:

Array: 10w, System: 11.3w; (70w HID Equivalent)
Array: 14.5w, System: 17w; (70w HID Equivalent)
Array: 22w, System: 23.8w; (70w HID Equivalent)

Driver:

Electronic Driver, 120-277V, 50/60Hz or 347V, 50/60Hz (15w Only); Less Than 20% THD and PF>0.90. Standard Internal Surge Protection 2kV. 0-10V Dimming Standard for a Dimming Range of 100% to 10%; Dimming Source Current is 150 Microamps.

Controls:

Fixtures Ordered with Factory-Installed Motion Sensor Controls are Internally Wired for Switching and/or 1-10V Dimming Within the Housing. Remote Direct Wired Interface of 1-10V Dimming is Not Implied and May Not Be Available, Please Consult Factory. Fixtures are Tested with Controls and May Not Function Properly With Controls Supplied By Others. Fixtures are NOT Designed for Use with Line Voltage Dimmers.

Warranty:

5-Year Warranty for -40°C to +40°C Environment.

See Page 4 for Projected Lumen Maintenance Table.

Project Information:

Project Name:

Fixture Type:

Complete Catalog #:

Date:


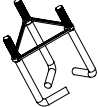





Comments:

Certification & Listings:

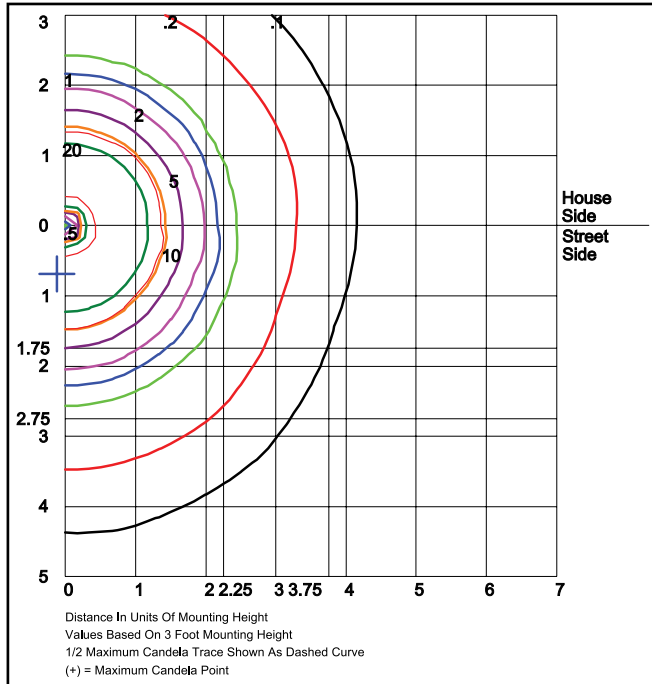


SoftLED

Order Information Example:		OONA-F-RLQ-F-1X22-U-5K-Z-36-SF						
Model	Optics	Wattage	Driver	CCT	Lens	Color	Height	Options
OONA-F-RWQ =Round Flat Top Bollard with Soft Shine Low Glare White Cone Reflector OONA-F-RLQ =Round Flat Top Bollard with LED Cone Reflector OONA-F-GQ =Round Flat Top Bollard with Glass OONA-F-LQ =Round Flat Top Bollard with Louvers	C =Type III* F =Wide Beam Spread *Not Available on BOFLQQ	1X10 =10w 1X15 =15w 1X22 =22w	U =120-277V C =347V* *15w Model Only	3K =3000K 4K =4000K 5K =5000K	(Leave Blank) =Clear Lens L =SoftLED LumaLens Opal UV-Stabilized Polycarbonate Array Lens* *Type V White Cone Reflector Only	Z =Bronze B =Black C =Custom (Consult Factory)	(Leave Blank) =42" Standard Height 36 =36" Height 30 =30" Height	SF =Single Fuse* DF =Double Fuse* SP =Surge Protection GF1 =GFCI Outlet, 15A, 120V GSB =180° Glare Shield, Black GSZ =180° Glare Shield, Bronze GSC =180° Glare Shield, Custom Color (Consult Factory) S5 =Microwave Sensor with Dimming & Remote Programming. See P17125 Spec. Page for Details.* BU =Battery Backup, 90 Minutes* BUC =Cold Start Battery Backup, -20°C, 90 Minutes* *120-277V Models Only.

Accessories & Replacement Parts:		
Mounting Accessories (Order Separately, Field Installed)	Accessories (Order Separately, Field Installed)	
BOLAN4 Mounting Kit, Includes Bracket & Three (3) 4" Zinc-Plated Anchor Bolts BOLAN8 Mounting Kit, Includes Bracket & Three (3) 8" Zinc-Plated Anchor Bolts BOLAN12 Mounting Kit, Includes Bracket & Three (3) 12" Zinc-Plated Anchor Bolts BOLAN15 Mounting Kit, Includes Bracket & Three (3) 15" Zinc-Plated Anchor Bolts BREBASE* Bollard Retrofit Base Kit Adapts New Bollards to Most Existing Bolt Patterns. Fits all LEPG Bollards. Die Cast with Powdercoat Finish, Hardware Included. 11½" Dia. x 1½" H	P17126 Remote Programming Tool for P17125  <p>P17126</p>	
 <p>BOLAN</p>  <p>BREBASE*</p> <p>*Shown Mounted</p>	<th>Replacement Parts (Order Separately, Field Installed)</th>	Replacement Parts (Order Separately, Field Installed)
	P17125 Internal Microwave Sensor with Dimming & Remote Programming, 120-277V Only. See P17125 Spec. Page for Details. BOLPC Replacement Round UV-Stabilized Polycarbonate Vandal-Resistant Lens BOLPCLL Replacement SoftLED LumaLens Opal UV-Stabilized Polycarbonate Array Lens BORBASE* Die Cast Base Plate with Powdercoat Finish Over a Chromate Conversion Coating. BOADP1 Adapter Plate with Gaskets for Outlet Boxes. Fits LEPG Round Bollards. Die Cast with Bronze Powdercoat Finish. *Specify Color: Z=Bronze, B=Black, C=Custom (Consult Factory) For Replacement Battery Backup, see the LEPG LED Battery Backup Specification Sheet.	
	 <p>P17125</p>  <p>BOLPC, BOLPCLL</p>  <p>BORBASE</p>  <p>BOADP1</p>	

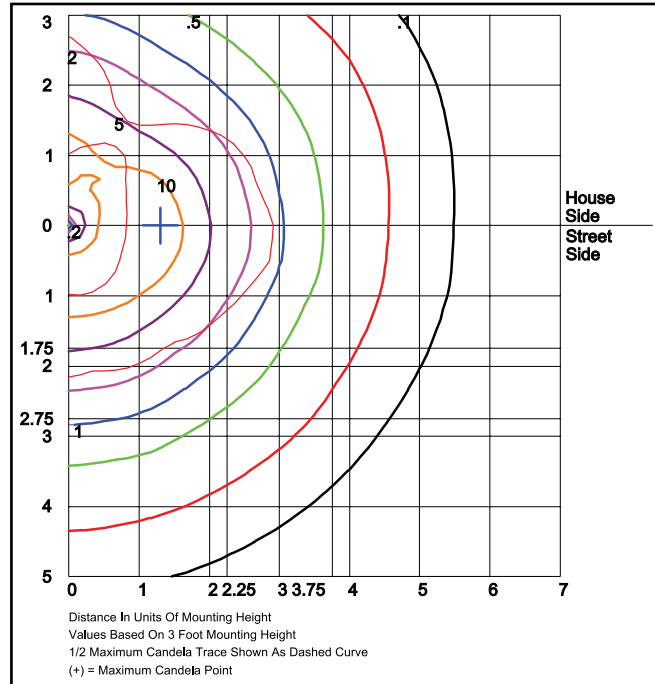
Photometric Data



OONA-F-RWQ-F-1X22-U-5K & OONA-F-RLQ-F-1X22-U-5K

Type V

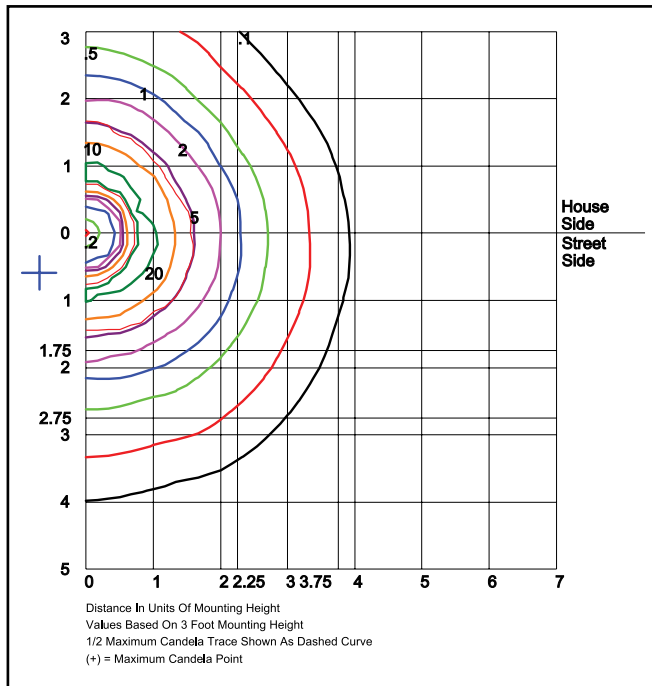
Grid in feet, Mounting Height = 3 ft.



OONA-F-GQ-C-1X22-U-5K

Type III

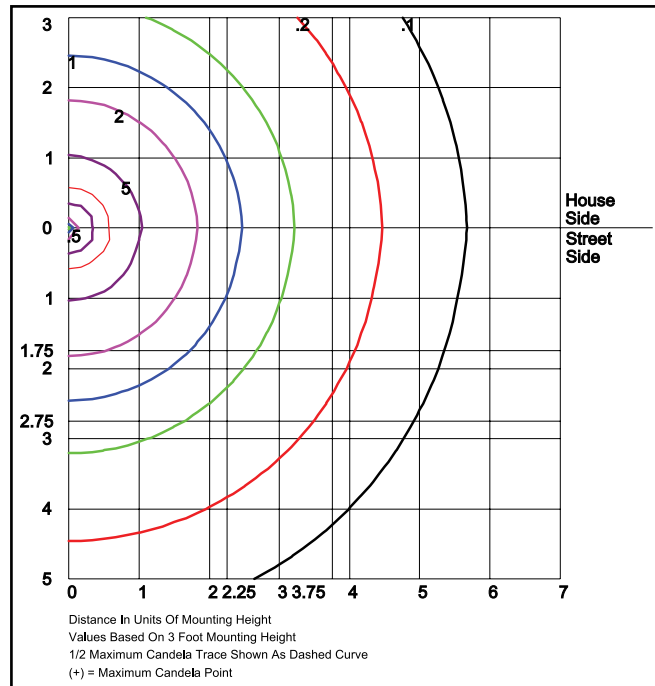
Grid in feet, Mounting Height = 3 ft.



OONA-F-LQ-F-1X22-U-5K

Type V

Grid in feet, Mounting Height = 3 ft.



OONA-F-RWQ-F-1X22-U-5K-L,

LumaLens Type V

Grid in feet, Mounting Height = 3 ft.

Photometric Performance

Optic	CCT	Wattage (Catalog Logic)	10W (1X10)	15W (1X15)	20W (1X22)
		Input Watts	11.3W	15.9W	23.8W
OONA-F-RWQ & RLQ Cone Reflector C=Type III Optic	3000K		738	1,033	1,549
	4000K		800	1,120	1,680
	5000K		834	1,167	1,750
	BUG Rating		B0-U2-G1	B1-U3-G1	B1-U3-G1
OONA-F-RWQ & RLQ Cone Reflector F=Type V Optic	3000K		1,037	1,452	2,178
	4000K		1,125	1,575	2,362
	5000K		1,172	1,641	2,461
	BUG Rating		B1-U3-G1	B1-U3-G1	B1-U3-G1
OONA-F-GQ Glass C=Type III Optic	3000K		787	1,101	1,652
	4000K		853	1,195	1,792
	5000K		889	1,245	1,867
	BUG Rating		B1-U3-G1	B1-U3-G1	B1-U3-G1
OONA-F-GQ Glass F=Type V Optic	3000K		768	1,076	1,613
	4000K		833	1,167	1,750
	5000K		868	1,215	1,823
	BUG Rating		B1-U3-G1	B1-U3-G1	B1-U3-G1
OONA-F-LQ Louvers F=Type V Optic Only	3000K		531	744	1,116
	4000K		576	807	1,211
	5000K		600	841	1,261
	BUG Rating		B0-U2-G0	B1-U2-G1	B1-U3-G1

Projected Lumen Maintenance

Data shown for 5000 CCT			Compare to MH			
TM-21-11	Input Watts	Initial	25,000 Hrs	50,000 Hrs	100,000 Hrs	Calculated LED Life
L70 Lumen Maintenance @ 25°C / 77°F	All wattages up to and including 24w	1.00	0.95	0.90	0.80	147,000
L70 Lumen Maintenance @ 50°C / 122°F		1.00	0.89	0.78	0.55	67,000
L80 Lumen Maintenance @ 40°C / 104°F		1.00	0.92	0.85	0.70	66,000

NOTES:

1. Projected per IESNA TM-21-11. Data references the extrapolated performance projections for the base model in a 25°C ambient, based on 10,000 hours of LED testing per IESNA LM-80-08.
2. Compare to MH box indicates suggested Light Loss Factor (LLF) to be used when comparing to Metal Halide (MH) systems.