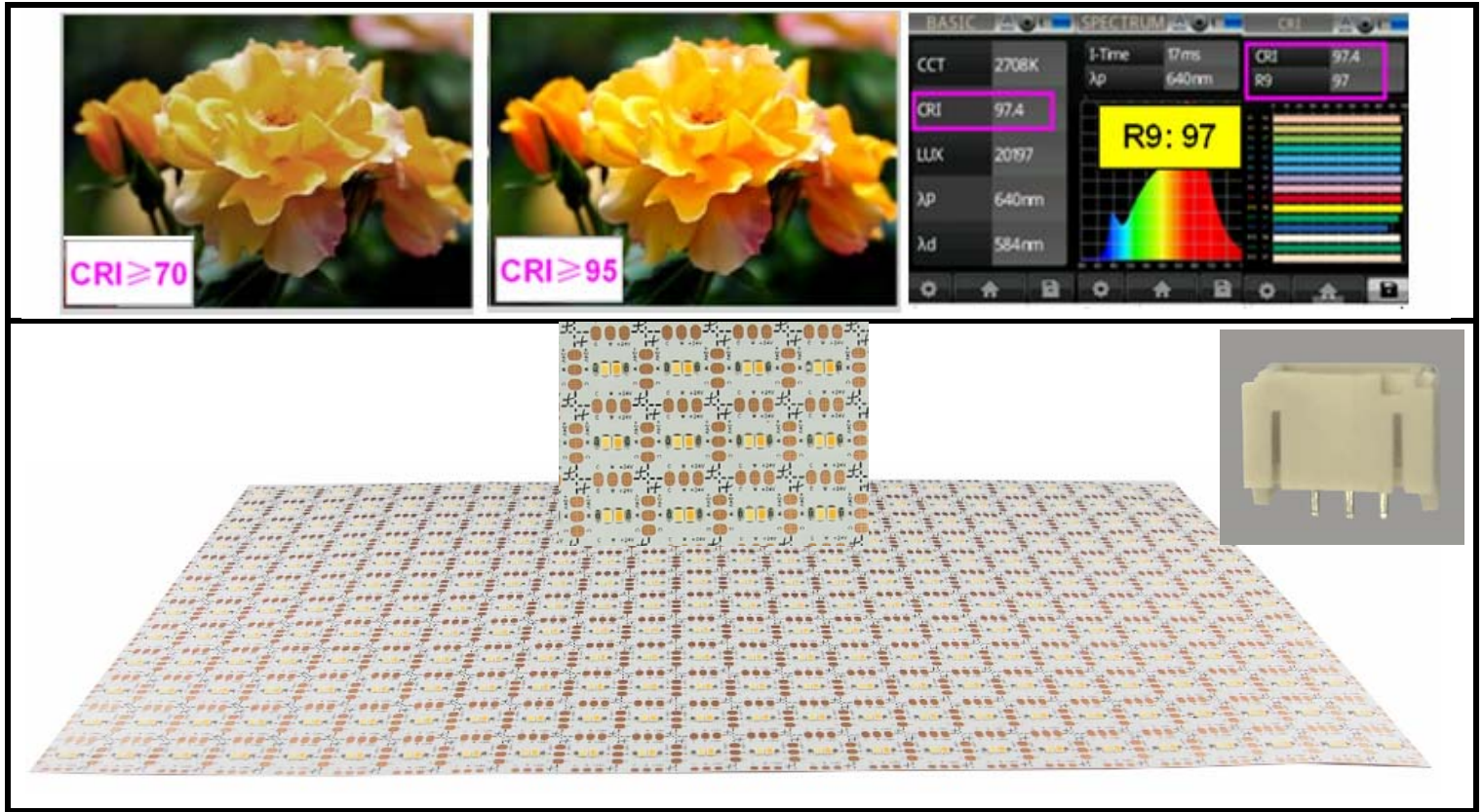


Specification Sheet for 2-LED-Cut SMD2835 Dual-White Soft LED Board



Product features


- ◆ Degree: 120 degree
- ◆ LED: SMD2835
- ◆ Constant Voltage
- ◆ Size: 480*240mm/pcs
- ◆ Power: 120W
- ◆ LED Qty: 576LED
- ◆ Voltage: DC24V
- ◆ Color: CCT Adj
- ◆ Waterproof: IP20




Specifications

Model No.	LED Qty/pcs	CC/CV	Color Rendering	Work Voltage	Power	Size	Color	(CT:K)	Lumen (lm/pcs)
M2835A576-TH-24-952P	SMD 2835 576LED/PCS	CV Version	≥95	DC24V	120W/pcs	480*240 mm/pcs	□ □ Dual White	2700-6500K	10000-12000
M2835A324-TH-24-952P	SMD 2835 324LED/PCS	CV Version	≥95	DC24V	72W/pcs	480*240 mm/pcs	□ □ Dual White	2700-6500K	6600-6800

Dimensions of 576LED/pcs version



Dimensions of 324LED/pcs version



Unit: mm

Notice:

Before application, please make sure the power supply is in accordance to the strips