

# CATENARY 1/4

## INSTALLATION WITH POLES AND FACADE MOUNTING



### ORDER CODE (PER RUN)

Options

UB20-38	136-06-3/8	150-06	4118	
<b>UB20-38</b> = U-Strap Toggle	<b>136-06-3/8</b> = Stud	<b>150-06</b> = Toggle Fork	<b>4118</b> = Catenay Cable Uncoated 1/4" diameter, 1x19 Stainless Steel Wire	<b>3114</b> = Clamps and Thimble Kit <b>3155</b> = Cable Ties <b>6606</b> = Folding Pad Eye 10mm for Square Poles and Facade Mounting

Example order code: **UB20-38 – 136-06-3/8 – 150-06 – 4118 – 3114 – 3155**

### UB20-38

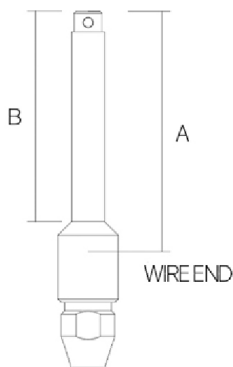


#### UB20-38

Bronze U-Strap Toggle can go in all directions. Self-fit terminal, the reusable alternative to swage. No pre-measurement needed. For right hand and left hand lay wire rope. 316 stainless steel.

Code	Thread (unf)	Toggle Width	Toggle Pin	Adjustment
<b>UB20-38</b>	3/8"	0.425" (10.8mm)	3/8" (9.5mm)	3.622" (92mm)

### IN COMBINATION WITH 136-06-3/8



#### 136-06-3/8

Stud, suitable for right hand and left hand lay wire rope.



Code	Wire Size	Thread (unf)	A	B	Weight
<b>136-06-3/8</b>	1/4"	3/8"	3.312" (84mm)	2.625" (66.7mm)	0.265 lb (0.120kg)

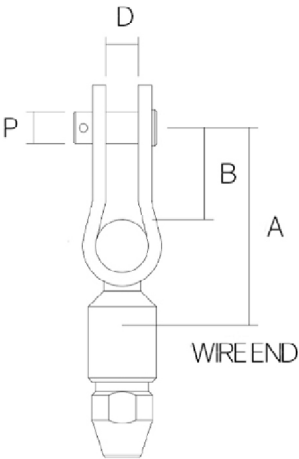
**Disclaimer:** Hardware shown is for design intent only. Final selection and suitability must be confirmed by the project architect or structural engineer.

# CATENARY 1/4

INSTALLATION WITH POLES  
AND FACADE MOUNTING



## 150-06 FOR THE RECEIVING END

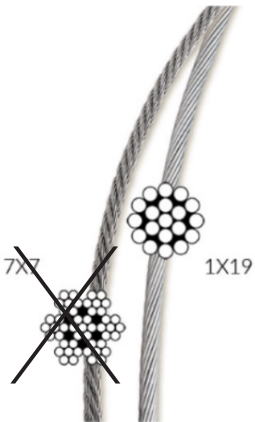


**150-06**  
Toggle Fork for 1/4" stainless steel wire. Self-fit terminal, the reusable alternative to swage. Only basic hand tools required. Quick and easy to install. No pre-measurement needed. For right hand and left hand lay wire rope. 316 stainless steel.



Code	Wire Size	A	B	D	P	Weight
150-06	1/4"	2.594" (65.9mm)	1.102" (28.0mm)	0.516" (13.1mm)	1/2" (12.7mm)	0.661lb (0.3kg)

## 4118 CATENARY CABLE



**4118**  
Uncoated 1/4" diameter, 1x19 stainless steel wire.

*Disclaimer: Hardware shown is for design intent only. Final selection and suitability must be confirmed by the project architect or structural engineer.*

# CATENARY 1/4

## INSTALLATION WITH POLES AND FACADE MOUNTING



### OPTIONS

#### 3114

Kit: Two 18-8 Stainless Steel Clamps + One 18-8 Stainless Steel Thimble — Not for Lifting

Kit includes clamps and thimble to protect the inside of wire rope loops from fraying.

Clamps must be oriented with the saddle on the long (live) end and U-bolt on the short (dead) end.

18-8 Stainless steel clamps and thimble are chemical resistant.

Warning: Test all assemblies for required strength before use. Do not use with coated rope unless the coating is removed.



Code	For Wire Rope Diameter (inch)	No. of Clamps	Rope Turnback	For Wire Rope Construction	Clamp			No. of Thimbles	Fabrication	Required Torque ft-lbs	Capacity
					Width	Height	Thickness				
3114	1/4"	2	4 3/4"	1 x 19 Strand Core	1 1/8"	1 3/8"	7/8"	1	Cast	8	80% of rope's capacity

#### 3155

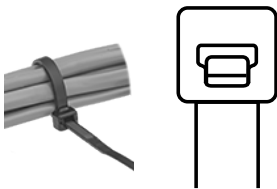
Long Lasting Cable Ties

Polypropylene Plastic for Outdoor Use

These ties are less likely to crack and break from dryness than regular cable ties.

Polypropylene ties won't get brittle, even in the driest conditions. They withstand most acids, alcohols, and salts.

Standard size ties balance flexibility and strength, making them good for most bundling applications.



Code	Length	For Max Bundle Diameter	Breaking Strength	Width	Thickness	Temperature Range	Package Quantity	Specifications Met
3155	5 1/2"	1 1/4"	10 lbs	0.14"	0.04"	-75 °F to 230 °F	100	UL 94 HB

**Disclaimer:** Hardware shown is for design intent only. Final selection and suitability must be confirmed by the project architect or structural engineer.

# CATENARY 1/4

## INSTALLATION WITH POLES AND FACADE MOUNTING



### OPTIONS

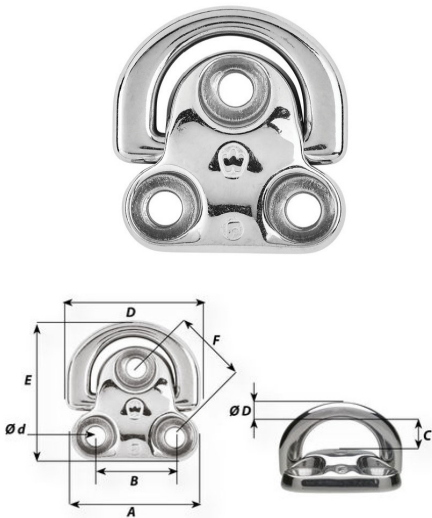
#### 6606 — For Square Poles and Facade Mounting

Fully dropforged product with outstanding working and breaking loads regardless the angle of the load.Can be folded down to minimize the risk of injuries. The silicon pad eliminates noise and unpleasant vibrations. Perfect solution for fastening/attachment applications (shroud, stay, blocks, jib tack point, lifeline, tether etc...).

#### Materials

17.4 pH stainless steel

316L stainless steel grade



Working Load	4080 kg	8990 lbs
Breaking load	9000 kg	19840 lbs
Weight	355 g	0.783 lbs
A	75 mm	2.953 inches
B	45 mm	1.766 inches
C	25 mm	0.984 inches
D	80 mm	3.156 inches
d diameter	10 mm	0.391 inches
D diameter	10 mm	0.391 inches
E	68 mm	2.672 inches
F	45 mm	1.766 inches

Working load (WL) : for nautical applications

Working Load Limit (WLL): for industrial applications only.

The safety factor is 5 times the breaking load.

WLL = Breaking load / 5

**Disclaimer:** Hardware shown is for design intent only. Final selection and suitability must be confirmed by the project architect or structural engineer.