

AFFRC30Q

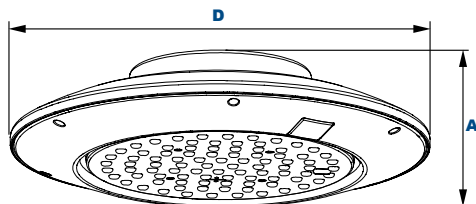
L70
25°C

327,000 Hours

EasyLED Aeroform Round Canopy



Shown with
LumaLens Option



Dimensions

Diameter (D)	18" (457mm)
Height (A)	4" (104mm)

Project Information:

Project Name:	Fixture Type:
Complete Catalog #:	Date:
Comments:	

The LEPA AFFRC30Q Aeroform Architectural Round Canopy is available in Type II, III, IV or V distributions designed to replace HID lighting systems up to 400w MH or HPS. Typical area lighting applications include retail centers, industrial parks, schools and universities, public transport and airports, office buildings and medical facilities. Mounting heights of 12 to 30 feet can be used based on light level and uniformity requirements.

Specifications and Features:

Housing:

Die Cast and Sand Cast Aluminum Housing, Integral Heat Sinking. Includes 3' Cord.

Listing & Ratings:

ETL: Listed for Wet Locations, ANSI/UL 1598, 8750;
IP65 (IP66 with Pendant (PA) and Trunnion (T) Mounts Only)

Finish:

Bronze or White Powdercoat Finish Over a Chromate Conversion Coating. Custom Colors Available Upon Request.

Lens:

Clear UV-Stabilized Polycarbonate Vandal-Resistant Array Lens with Integral Optics or SoftLED LumaLens Opal UV-Stabilized Polycarbonate Vandal-Resistant Lens. Gasketed to Seal LED Array.

Mounting Options:

Surface Mount Model (NM) Includes Easy-Hang Bracket Allowing One-Person Installation, Fits Standard 4" Electrical Box. Adjustable Height Trunnion (T) and Pendant (PA) Models are Shipped Ready For Field Installation of the Mount. Mounts are Shipped in a Separate Carton.

EasyLED LED:

Aluminum Boards

Wattage:

37w Array: 37w, System: 41w; (70-150w HID Equivalent)
65w Array: 65.3w, System: 72w; (150-250w HID Equivalent)
100w Array: 100w, System: 111w; (150-250w HID Equivalent)
140w Array: 139.9w, System: 156w; (250-400w HID Equivalent)

Driver:

Electronic Driver, 120-277V, 50/60Hz or 347-480V, 50/60Hz; Less Than 20% THD and PF>0.90. Standard Internal Surge Protection 6kV. 0-10V Dimming Standard for a Dimming Range of 100% to 10%; Dimming Source Current is 150 Microamps.

Controls:

Fixtures Ordered with Factory-Installed Motion Sensor Controls are Internally Wired for Switching and/or 1-10V Dimming Within the Housing. Remote Direct Wired Interface of 1-10V Dimming is Not Implied and May Not Be Available, Please Consult Factory. Fixtures are Tested with our Controls and May Not Function Properly With Controls Supplied By Others. Fixtures are NOT Designed for Use with Line Voltage Dimmers.

Warranty:

5-Year Warranty for -40°C to +50°C Environment.

See Page 4 for Projected Lumen Maintenance Table.

Certification & Listings:



Order Information Example:			AFFRC30Q-F-1X140-U-5K-C-Z-NM-SP					
AFFRC30Q								
Model	Optics	Wattage	Driver	CCT	Lens	Color	Mounting	Options
AFFRC30Q=EasyLED Aeroform Round Canopy	B=Type II C=Type III D=Type IV F=Type V	1X37=37w 1X65=65w 1X100=100w 1X140=140w	U=120-277V H=347-480V	3K=3000K 4K=4000K 5K=5000K	C=Clear UV-Stabilized Polycarbonate Array Lens L=SoftLED LumaLens Opal UV-Stabilized Polycarbonate Lens* *Type V Models Only	Z=Bronze W=White C=Custom (Consult Factory)	NM=Easy-Hang Bracket Only T=Trunnion* PA=Pendant* *Mounting Shipped Separately	SF=Single Fuse* DF=Double Fuse* SP=Surge Protection S2=Microwave Sensor with Dimming for Mounting Heights of 8' to 40'.* S4=Microwave On/Off Motion Sensor for Mounting Heights of 8' to 19'.* BU=Battery Backup, 90 Minutes (Up to 65w Max)* BUC=Cold Start Battery Backup, -20°C, 90 Minutes (Up to 65w Max)* *120-277V Models Only.

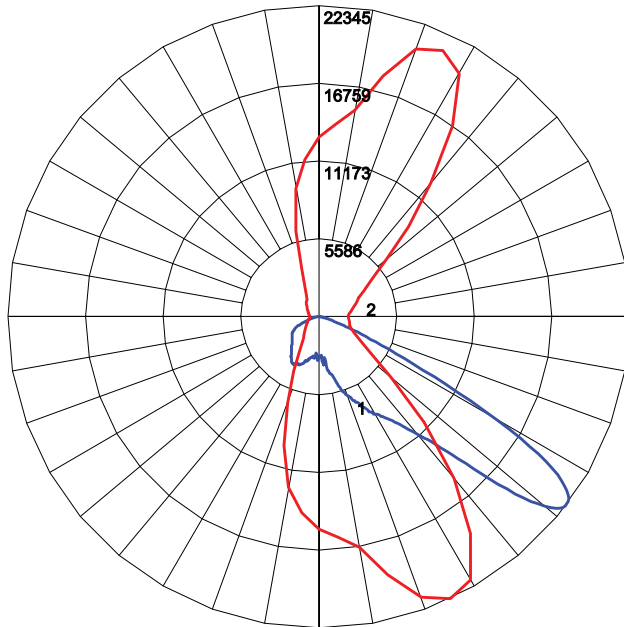
Accessories & Replacement Parts:	
Replacement Parts (Order Separately, Field Installed)	
AF30PCLL	SoftLED LumaLens Opal UV-Stabilized Polycarbonate Vandal-Resistant Lens
AF30T*	Height Adjustable Trunnion, Stamped Heavy Duty Steel, Powdercoat Finish
PK3415*	Pendant Mount Kit Includes Top & Bottom Cover, Brackets, ¾" Dia X 15" L Downrod, and Hardware. Powdercoat Finish
P17117	Internal Microwave Sensor with Dimming for Mounting Heights of 8' to 40'. 120-277VAC, 50/60Hz
P17123	Internally Mounted Microwave On/Off Motion Sensor for Mounting Heights of 8' to 19', 120-277VAC, 50/60Hz
*Specify Color: Z=Bronze, W=White, C=Custom (Consult Factory)	
For Replacement Battery Backup, see the LEPG LED Battery Backup Specification Sheet.	



*Shown Mounted

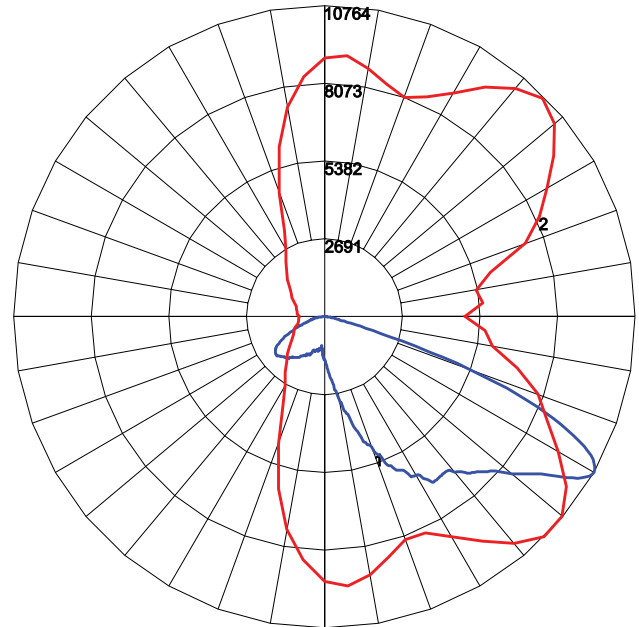
Mounting Options:		
		
AFFRC30Q with Easy-Hang Bracket (NM)	AFFRC30Q with Adjustable Trunnion Mount (T)	AFFRC30Q with Pendant Mount (PA)
Stamped Steel 2-Piece Bracket Allows One-Person Installation. Mounts Directly to Standard 4" Electrical Box	Stamped Steel Height Adjustable Trunnion, Powdercoat Finish, Includes Hardware	Includes Top and Bottom Covers, Brackets, and ¾" Diameter, 15" Long Downrod, Powdercoat Finish, Includes Hardware.

Photometric Data



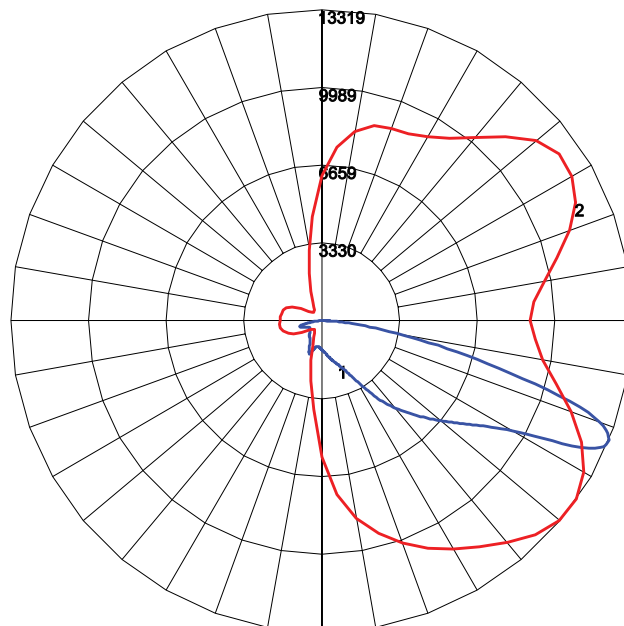
Maximum Candela = 22345.167 Located At Horizontal Angle = 295, Vertical Angle = 53
 # 1 - Vertical Plane Through Horizontal Angles (295 - 115) (Through Max. Cd.)
 # 2 - Horizontal Cone Through Vertical Angle (53) (Through Max. Cd.)

AFFRC30QB1X140U4K
C -Clear Lens



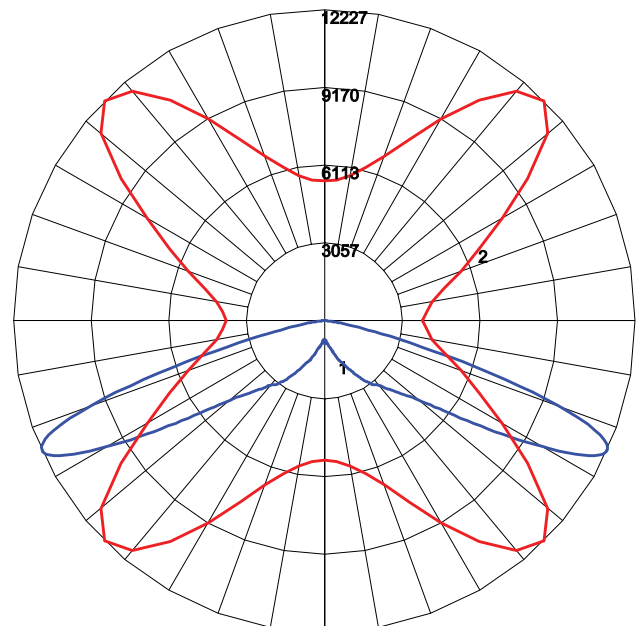
Maximum Candela = 10764.204 Located At Horizontal Angle = 315, Vertical Angle = 60
 # 1 - Vertical Plane Through Horizontal Angles (315 - 135) (Through Max. Cd.)
 # 2 - Horizontal Cone Through Vertical Angle (60) (Through Max. Cd.)

AFFRC30QC1X140U4K
C -Clear Lens



Maximum Candela = 13318.841 Located At Horizontal Angle = 325, Vertical Angle = 67.5
 # 1 - Vertical Plane Through Horizontal Angles (325 - 145) (Through Max. Cd.)
 # 2 - Horizontal Cone Through Vertical Angle (67.5) (Through Max. Cd.)

AFFRC30QD1X140U4K
C -Clear Lens



Maximum Candela = 12226.935 Located At Horizontal Angle = 45, Vertical Angle = 65.5
 # 1 - Vertical Plane Through Horizontal Angles (45 - 225) (Through Max. Cd.)
 # 2 - Horizontal Cone Through Vertical Angle (65.5) (Through Max. Cd.)

AFFRC30QF1X140U4K
C -Clear Lens

Photometric Performance

	Wattage (Catalog Logic)	37W (1X37)	65W (1X65)	100W (1X100)	140W (1X140)
	Input Watts	42.2	74.1	114	159.6
Optic	CCT	Delivered Lumens			
AFFRC30Q B = Type II	3000K	5,256	9,234	14,205	19,888
	4000K	5,469	9,608	14,782	20,694
	5000K	5,682	9,982	15,357	21,500
AFFRC30Q C = Type III	3000K	5,277	9,271	14,263	19,968
	4000K	5,491	9,646	14,842	20,777
	5000K	5,705	10,022	15,419	21,586
AFFRC30Q D = Type IV	3000K	4,815	8,459	13,015	18,219
	4000K	5,010	8,803	13,543	18,959
	5000K	5,206	9,145	14,069	19,697
AFFRC30Q F = Type V	3000K	5,280	9,277	14,272	19,981
	4000K	5,495	9,653	14,851	20,791
	5000K	5,709	10,029	15,429	21,600

Projected Lumen Maintenance

Data shown for 5000 CCT			Compare to MH			
TM-21-11	Input Watts	Initial	25,000 Hrs	50,000 Hrs	100,000 Hrs	Calculated LED Life
L70 Lumen Maintenance @ 25°C / 77°F	All wattages up to and including 159w	1.00	0.98	0.95	0.91	327,000
L70 Lumen Maintenance @ 50°C / 122°F		1.00	0.94	0.89	0.78	134,000
L80 Lumen Maintenance @ 40°C / 104°F		1.00	0.96	0.93	0.86	141,000

NOTES:

- Projected per IESNA TM-21-11. Data references the extrapolated performance projections for the base model in a 25°C ambient, based on 10,000 hours of LED testing per IESNA LM-80-08.
- Compare to MH box indicates suggested Light Loss Factor (LLF) to be used when comparing to Metal Halide (MH) systems.