


GTG9104A: LED UNDERWATER PROJECTOR

INTRODUCTION



FEATURE

Durable Corrosion Resistant Structure
Advanced Patent LED Technology
Long Lifespan > 50,000hours
Working Temperature: -20°C~40°C

MAIN MATERIAL

LED Brand: GUBO
Driver Brand: GUBO
Housing: Stainless Steel SUS304
Optics: High Efficiency PC Lens
Diffuser: Clear Tempered Glass Diffuser
Pre-wired: 0.5meters 2C18AWG Power Cord

INSTALLATION

Cannot Be Operated for Over 10min Out of Water!

Suitable for Pool, Fountain.....
Maximum Diving Depth: 5meters
[FBU]: U-type Fixing Bracket
[FCHR]: Pole Mounting Retractable Hoop

STANDARD

Designed and Manufactured to Comply with
CE/RoHS/CB/cETL/SAA/SASO Standard
IP68 and IK8 Protection, Class III Electric

OPTION

LED CCT: 1,800K~10,000K/R/G/B/Y
[CRI]: RA80, [G] RA90, [H] RA97



MODEL	POWER [W]	LED TYPE	CCT [K]	CRI	FLUX [LM]	POWER FACTOR	BEAM ANGLE	CONTROL MODE	INPUT [V]
GTG9104A-MCA75A2B	3W	3x2W SMD3030	G2700K	RA90	230	>0.4			
			G3000K	RA90	250				
			G4000K	RA90	260				
			G6500K	RA90	260				
2C@3W	TWG	G2700K G6500K	RA90	230	>0.9				
3C@3W	RGB	620nm 520nm 460nm	/	230	>0.9				
GTG9104A-MCA95A2B	6W	6x2W SMD3030	G2700K	RA90	380	>0.4			
			G3000K	RA90	410				
			G4000K	RA90	440				
			G6500K	RA90	430				
2C@6W	TWG	G2700K G6500K	RA90	380	>0.9				
3C@6W	RGB	620nm 520nm 460nm	/	380	>0.9				
GTG9104A-MC135A2B	10W	12x2W SMD3030	G2700K	RA90	610	>0.4			
			G3000K	RA90	660				
			G4000K	RA90	710				
			G6500K	RA90	690				
2C@10W	TWG	G2700K G6500K	RA90	610	>0.9				
3C@10W	RGB	620nm 520nm 460nm	/	610	>0.9				
GTG9104A-MC145A2B	15W	18x2W SMD3030	G2700K	RA90	920	>0.9			
			G3000K	RA90	990				
			G4000K	RA90	1060				
			G6500K	RA90	1040				
2C@15W	TWG	G2700K G6500K	RA90	920	>0.9				
3C@15W	RGB	620nm 520nm 460nm	/	920	>0.9				
GTG9104A-MCA170A2B	20W	24x2W SMD3030	G2700K	RA90	1230	>0.6			
			G3000K	RA90	1320				
			G4000K	RA90	1420				
			G6500K	RA90	1390				
2C@20W	TWG	G2700K G6500K	RA90	1230	>0.9				
3C@20W	RGB	620nm 520nm 460nm	/	1230	>0.9				
GTG9104A-MC190A2B	25W	30x2W SMD3030	G2700K	RA90	1530	>0.9			
			G3000K	RA90	1650				
			G4000K	RA90	1770				
			G6500K	RA90	1730				
2C@25W	TWG	G2700K G6500K	RA90	1530	>0.9				
3C@25W	RGB	620nm 520nm 460nm	/	1530	>0.9				
GTG9104A-MC215A2B MC230A2B	30W	36x2W SMD3030	G2700K	RA90	1840	>0.9			
			G3000K	RA90	1980				
			G4000K	RA90	2130				
			G6500K	RA90	2080				
2C@30W	TWG	G2700K G6500K	RA90	1840	>0.9				
3C@30W	RGB	620nm 520nm 460nm	/	1840	>0.9				
GTG9104A-MC250A2B	40W	48x2W SMD3030	G2700K	RA90	2450	>0.9			
			G3000K	RA90	2650				
			G4000K	RA90	2840				
			G6500K	RA90	2780				
2C@40W	TWG	G2700K G6500K	RA90	2450	>0.9				
3C@40W	RGB	620nm 520nm 460nm	/	2450	>0.9				
GTG9104A-MCA300A2B	50W	72x2W SMD3030	G2700K	RA90	3070	>0.9			
			G3000K	RA90	3310				
			G3500K	RA90	3310				
			G4000K	RA90	3550				
			G6500K	RA90	3470				
2C@50W	TWG	G2700K G6500K	RA90	3070	>0.9				
3C@50W	RGB	620nm 520nm 460nm	/	3070	>0.9				

[Symmetric]
BL6D:6°
BL10D:10°
BL15D:15°
BL25D:25°
BL30D:30°
BL45D:45°
BL60D:60°
BL60D:90°
BL120D:120°

[Oval]
BLV15x45°
BLV15x60°
BLV20x60°

[Frosted]
BDF:120°

[Prismatic]
BDP:110°

[Louver]
BGL
LM-20%

[+CDP]:PWM(1%)
[CDX]:DMX512(1%)

Following by Remote Driver

[CDT]:TRIAC(10%)
[CDV]:0/1~10V(8%)
[CDV0]:0~10V(1%)
[CDV1]:1~10V(10%)
[CDA]:DALI(1%)
[CDX]:DMX512(1%)
[CRZ]:ZIGBEE(1%)
[CRF]:2.4G RF(1%)
[CRB]:Bluetooth(1%)
[CDS]:SPI(1%)

Following [Sensor]
[CSL]: Photocell Lux Sensor
[CSM]: Micro Motion Sensor
[CSMD]: Bi-level Microwave Motion Sensor

CV DC24V
[CV DC12V]

NOTE:

All parameters are measured at 25°C ambient temperature, 35% humidity experimental environment. Tolerances of power and luminous flux are ±10%, tolerance of color rendering index is ±5.

GTG9104A-MCA: ROUND LED UNDERWATER PROJECTOR

SPECIFICATION

MODEL	POWER [W]	LED TYPE	CCT [K]	CRI	FLUX [LM]	POWER FACTOR	BEAM ANGLE	REMOTE CONTROL	INPUT [V]		
GTG9104A-MCA75A3C	3W	3x5W SMD3535	E2700K	RA80	290	>0.9	[Symmetric] BL6D:6° BL10D:10° BL15D:15° BL25D:25° BL30D:30° BL45D:45° BL60D:60° [Oval] BLV15x45° BLV15x60° BLV30x70° [BGL] Louver LM-15%	[+CDP]:PWM(1%) [CDX]:DMX512(1%) Following by Remote Driver [CDT]:TRIAC(10%) [CDV]:0/1~10V(8%) [CDV0]:0~10V(1%) [CDV1]:1~10V(10%) [CDA]:DALI(1%) [CDX]:DMX512(1%) [CRZ]:ZIGBEE(1%) [CRF]:2.4G RF(1%) [CRB]:Bluetooth(1%) [CDS]:SPI(1%) Following [Sensor] [CSL]: Photocell Lux Sensor [CSM]: Micro Motion Sensor [CSMD]: Bi-level Microwave Motion Sensor	CV DC24V [CV DC12V]		
			E3000K	RA80	310						
			E4000K	RA80	330						
			E5000K	RA80	330						
			E6500K	RA80	325						
	3W	3x10W SMD3535	G2700K	RA90	210	>0.9					
			G3000K	RA90	220						
			G3500K	RA90	220						
			G4000K	RA90	240						
			G5000K	RA90	240						
	2C@3W	TWG	G2700K	G6500K	RA90	190				>0.9	
	3C@3W	RGB	620nm	520nm	460nm	\				190	>0.9
	4C@3W	RGBW	620nm	520nm	460nm	2700K				\	190
4C@3W	RGBA	620nm	520nm	460nm	590nm	\	190	>0.9			
GTG9104A-MCA95A3C	5W	3x5W SMD3535	E2700K	RA80	410	>0.9					
			E3000K	RA80	430						
			E4000K	RA80	460						
			E5000K	RA80	460						
			E6500K	RA80	450						
	5W	3x10W SMD3535	G2700K	RA90	300	>0.9					
			G3000K	RA90	310						
			G3500K	RA90	310						
			G4000K	RA90	340						
			G5000K	RA90	340						
	2C@5W	TWG	G2700K	G6500K	RA90	270	>0.9				
	3C@5W	RGB	620nm	520nm	460nm	\	270	>0.9			
	4C@5W	RGBW	620nm	520nm	460nm	2700K	\	270	>0.9		
4C@5W	RGBA	620nm	520nm	460nm	590nm	\	270	>0.9			
GTG9104A-MCA135A3C	6W	6x5W SMD3535	E2700K	RA80	520	>0.9					
			E3000K	RA80	550						
			E4000K	RA80	600						
			E5000K	RA80	600						
			E6500K	RA80	590						
	6W	6x10W SMD3535	G2700K	RA90	380	>0.9					
			G3000K	RA90	400						
			G3500K	RA90	400						
			G4000K	RA90	440						
			G5000K	RA90	440						
	2C@6W	TWG	G2700K	G6500K	RA90	350	>0.9				
	3C@6W	RGB	620nm	520nm	460nm	\	350	>0.9			
	4C@6W	RGBW	620nm	520nm	460nm	2700K	\	350	>0.9		
4C@6W	RGBA	620nm	520nm	460nm	590nm	\	350	>0.9			
GTG9104A-MCA145A3C	10W	9x5W SMD3535	E2700K	RA80	880	>0.9					
			E3000K	RA80	920						
			E4000K	RA80	1000						
			E5000K	RA80	1000						
			E6500K	RA80	980						
	10W	9x10W SMD3535	G2700K	RA90	640	>0.9					
			G3000K	RA90	660						
			G3500K	RA90	660						
			G4000K	RA90	730						
			G5000K	RA90	730						
	2C@10W	TWG	G2700K	G6500K	RA90	580	>0.9				
	3C@10W	RGB	620nm	520nm	460nm	\	580	>0.9			
	4C@10W	RGBW	620nm	520nm	460nm	2700K	\	580	>0.9		
4C@10W	RGBA	620nm	520nm	460nm	590nm	\	580	>0.9			
GTG9104A-MCA170A3C	12W	12x5W SMD3535	E2700K	RA80	1270	>0.9					
			E3000K	RA80	1320						
			E4000K	RA80	1440						
			E5000K	RA80	1440						
			E6500K	RA80	1410						
	12W	12x10W SMD3535	G2700K	RA90	920	>0.9					
			G3000K	RA90	960						
			G3500K	RA90	960						
			G4000K	RA90	1050						
			G5000K	RA90	1050						
	2C@12W	TWG	G2700K	G6500K	RA90	840	>0.9				
	3C@12W	RGB	620nm	520nm	460nm	\	840	>0.9			
	4C@12W	RGBW	620nm	520nm	460nm	2700K	\	840	>0.9		
4C@12W	RGBA	620nm	520nm	460nm	590nm	\	840	>0.9			

NOTE:

All parameters are measured at 25°C ambient temperature, 35% humidity experimental environment.

Tolerances of power and luminous flux are ±10%, tolerance of color rendering index is ±5.

GTG9104A-MCA: ROUND LED UNDERWATER PROJECTOR

SPECIFICATION

MODEL	POWER [W]	LED TYPE	CCT [K]	CRI	FLUX [LM]	POWER FACTOR	BEAM ANGLE	REMOTE CONTROL	INPUT [V]	
GTG9104A-MCA190A3C	15W	18x5W SMD3535	E2700K	RA80	1130	>0.9	[Symmetric] BL6D:6° BL10D:10° BL15D:15° BL25D:25° BL30D:30° BL45D:45° BL60D:60° [Oval] BLV15x45° BLV15x60° BLV30x70° [BGL] Louver LM-15%	[+CDP]:PWM(1%) [CDX]:DMX512(1%)	CV DC24V [CV DC12V]	
			E3000K	RA80	1200					
			E4000K	RA80	1300					
			E5000K	RA80	1300					
			E6500K	RA80	1280					
	15W	18x10W SMD3535	G2700K	RA90	1000	>0.9				
			G3000K	RA90	1050					
			G3500K	RA90	1050					
			G4000K	RA90	1100					
			G5000K	RA90	1100					
	2C@15W	TWG	G2700K	G6500K	RA90	1000				>0.9
	3C@15W	RGB	620nm	520nm	460nm	\				1000
4C@15W	RGBW	620nm	520nm	460nm	2700K	\	1000	>0.9		
4C@15W	RGBA	620nm	520nm	460nm	590nm	\	1000	>0.9		
GTG9104A-MCA215A3C	20W	18x5W SMD3535	E2700K	RA80	1750	>0.9				
			E3000K	RA80	1830					
			E4000K	RA80	2000					
			E5000K	RA80	2000					
			E6500K	RA80	1980					
	20W	18x10W SMD3535	G2700K	RA90	1270	>0.9				
			G3000K	RA90	1330					
			G4000K	RA90	1460					
			G5000K	RA90	1460					
			G5700K	RA90	1460					
	2C@20W	TWG	G2700K	G6500K	RA90	1160	>0.9			
	3C@20W	RGB	620nm	520nm	460nm	\	1160	>0.9		
4C@20W	RGBW	620nm	520nm	460nm	2700K	\	1160	>0.9		
4C@20W	RGBA	620nm	520nm	460nm	590nm	\	1160	>0.9		
GTG9104A-MCA230A3C	25W	18x10W SMD3535	E2700K	RA80	2340	>0.9				
			E3000K	RA80	2450					
			E4000K	RA80	2660					
			E5000K	RA80	2660					
			E6500K	RA80	2630					
	25W	18x10W SMD3535	G2700K	RA90	1700	>0.9				
			G3000K	RA90	1770					
			G3500K	RA90	1770					
			G4000K	RA90	1940					
			G5000K	RA90	1940					
	2C@25W	TWG	G2700K	G6500K	RA90	1550	>0.9			
	3C@25W	RGB	620nm	520nm	460nm	\	1550	>0.9		
4C@25W	RGBW	620nm	520nm	460nm	2700K	\	1550	>0.9		
4C@25W	RGBA	620nm	520nm	460nm	590nm	\	1550	>0.9		
GTG9104A-MCA250A3C	30W	24x5W SMD3535	E2700K	RA80	2730	>0.9				
			E3000K	RA80	2850					
			E4000K	RA80	3100					
			E5000K	RA80	3100					
			E6500K	RA80	3070					
	30W	24x10W SMD3535	G2700K	RA90	1980	>0.9				
			G3000K	RA90	2060					
			G3500K	RA90	2060					
			G4000K	RA90	2270					
			G5000K	RA90	2270					
	2C@30W	TWG	G2700K	G6500K	RA90	1810	>0.9			
	3C@30W	RGB	620nm	520nm	460nm	\	1810	>0.9		
4C@30W	RGBW	620nm	520nm	460nm	2700K	\	1810	>0.9		
4C@30W	RGBA	620nm	520nm	460nm	590nm	\	1810	>0.9		
GTG9104A-MCA300A3C	40W	36x5W SMD3535	E2700K	RA80	3500	>0.9				
			E3000K	RA80	3660					
			E4000K	RA80	4000					
			E5000K	RA80	4000					
			E6500K	RA80	3950					
	40W	36x10W SMD3535	G2700K	RA90	2550	>0.9				
			G3000K	RA90	2650					
			G3500K	RA90	2650					
			G4000K	RA90	2910					
			G5000K	RA90	2910					
	2C@40W	TWG	G2700K	G6500K	RA90	2320	>0.9			
	3C@40W	RGB	620nm	520nm	460nm	\	2320	>0.9		
4C@40W	RGBW	620nm	520nm	460nm	2700K	\	2320	>0.9		
4C@40W	RGBA	620nm	520nm	460nm	590nm	\	2320	>0.9		

NOTE:


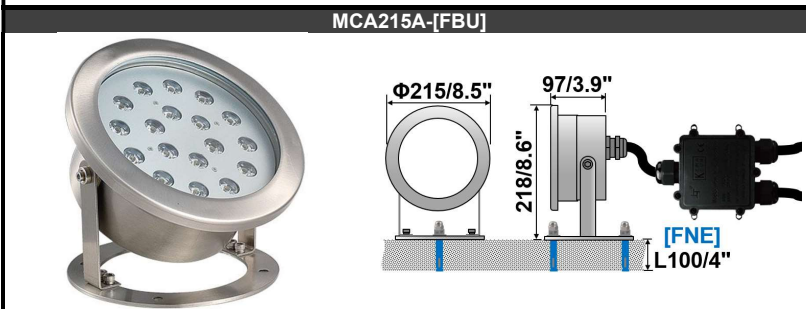
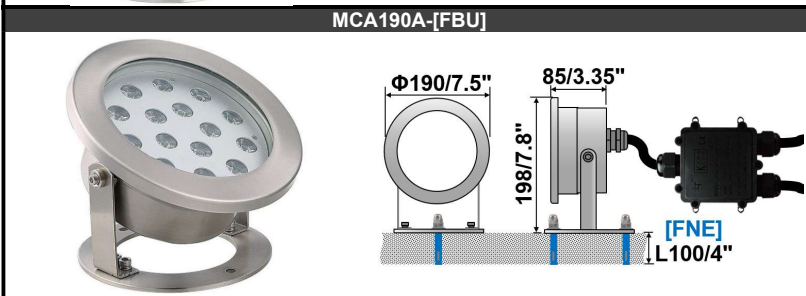
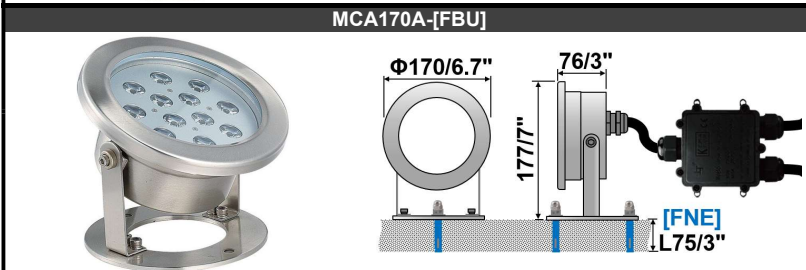
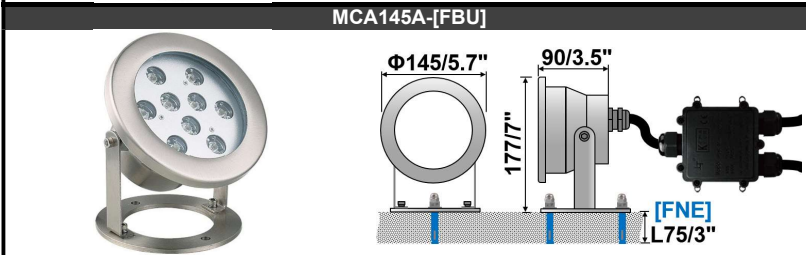
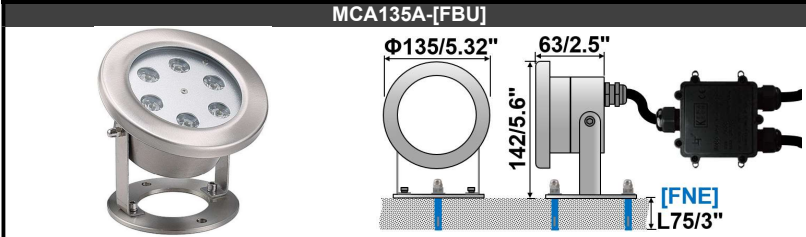
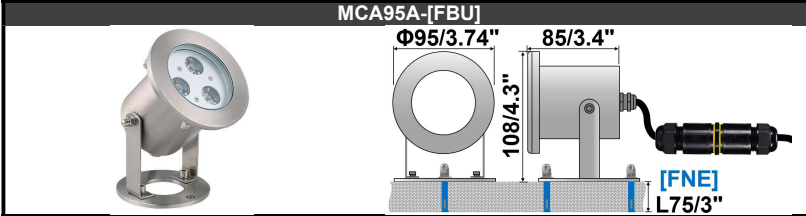
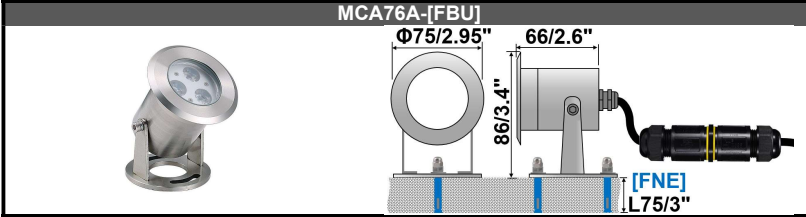
All parameters are measured at 25°C ambient temperature, 35% humidity experimental environment. Tolerances of power and luminous flux are ±10%, tolerance of color rendering index is ±5.

[FBU] U-type bracket Fixing Bracket

DIMENSION: [UNIT: MM]

NOTES: Custom Installation and Accessories Referred to Another Catalogue of Fixing Kits.

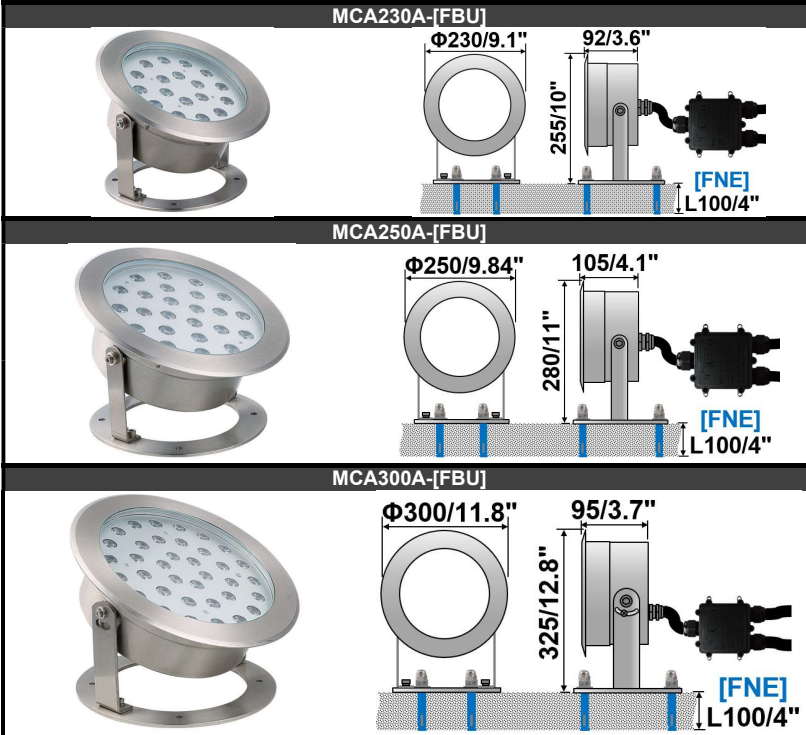
CASE STUDY:



[FBU] U-type bracket Fixing Bracket

DIMENSION: [UNIT: MM]

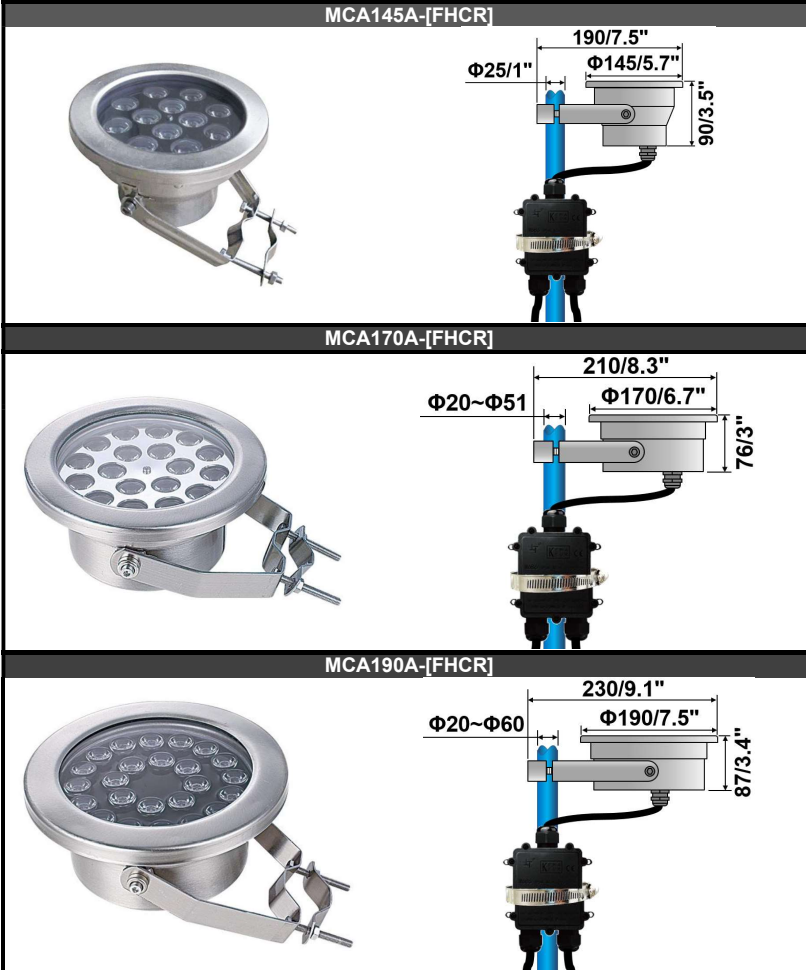
NOTES: Custom Installation and Accessories Referred to Another Catalogue of Fixing Kits.



[FHCR] Retractable Fixing Hoop

DIMENSION: [UNIT: MM]

NOTES: Custom Installation and Accessories Referred to Another Catalogue of Fixing Kits.



CASE STUDY:

