

LED DOCK LIGHTS

CIP-MTD-30W/50W



CIP LIGHTING



**5 YEAR
WARRANTY**



RoHS



10KV

IK 08

**IES
TM -21**

**IES
LM-79**

HIGH LIGHT · DURABLE · SAVE COST

30W/50W

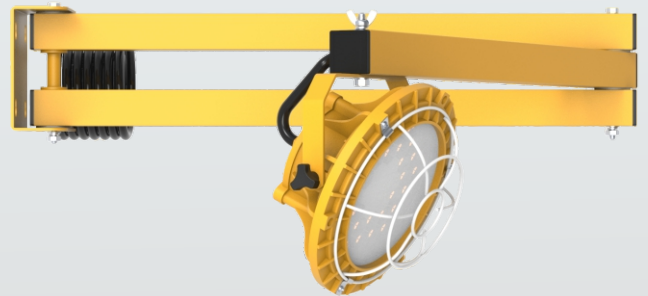
 **IP65**
WATERPROOF

 **-4°F-104°F**
Working temp

 **50,000**
hours



Two pole Bracket



Three pole Bracket

Features

- * Reliability: LED dock light is high impact resistant with appropriate structure design; with polyester powder coated surface; long time use in high and temperature and corrosive environment;
- * Safety: dust proof and water proof with tightening structure for the loading dock light;
- * Energy-saving: high efficient semiconductor light-emitting technology, saving energy by 70% compared with the traditional light source;
- * Economy: long lifespan LED SMD; maintenance-free;
- * Convenience: U-tape bracket Mounting;
- * Uniqueness: providing excellent optical performance by adopting high reflecting, high transmittance focus lens.
- * Over 50000 hours lifetime and offer 5 years warranty.



Die cast aluminum heat sink




Built-in switch



Adjustable angle

Application

1. Factory Lighting.
2. Dock Lighting.
3. Warehouse Lighting.
4. Goods shelf Lighting.
5. Container Lighting.



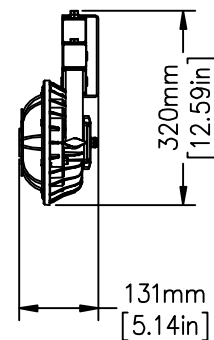
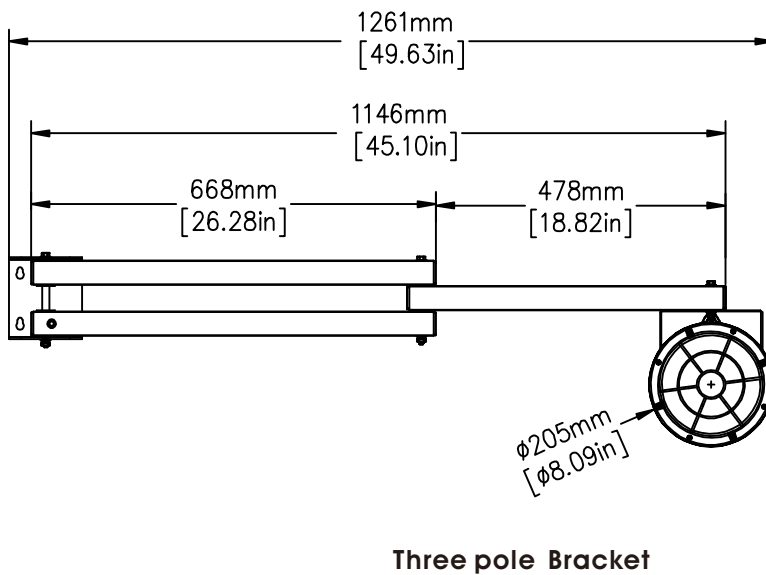
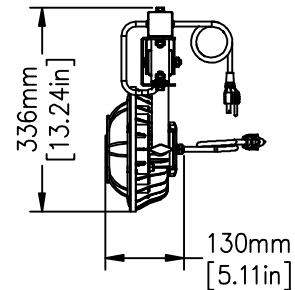
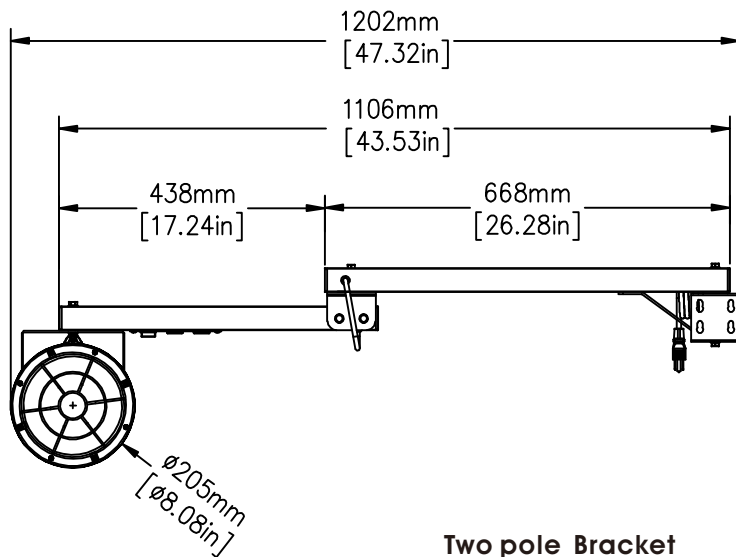
Power	30W	50W
Model	CIP-MTD-30W	CIP-MTD-50W
Luminous Flux	3300lm	5500lm
Replacement	HPS 100W	HPS 150W
Product Size	Lamp size: Ø 205*124mm	
Mount Type	Wall mounting	
Accessories	Steel mesh shield	
Light Source	SMD LED	
Luminous Efficacy	110lm/W	
Operation Temp	-40 to +45°C	
CCT	2700K SW / 3000K WW / 4100K NW / 5000K DW / 5700K CW	
CRI	70+	
Life Span	50,000 hours at 25°C	
Voltage	100-277VAC/50-60HZ	
Driver	Built-in power supply	
Dimming	No	
Color	Yellow	
Cover	Clear glass	
Beam Angle	120°	
IP	65	
Protection Class	IK 08	
PF	>0.95	
Certification	ETL CE	
Warranty	5Years	

Ordering Information

Area Series	Watts	CCT	Voltage	Installation	Other features	Beam Angle	Color
CIP-MTD	30W 50W	Blank- 3000K 4000K 5000K Optional- 4000K 5000K 5700K	Blank-100-277VAC HV-200-480VAC	Blank- Two pole Bracket Optional-Three pole Bracket	Blank - Switch on the bracket Optional- Switch on the light Fixed Bracket	120°	Blank - Yellow

Notes:

Customers can choose lamp accessories as needed ,Special order pls ask customer service.



PROJECTS

By using our 50W Dock Light to replace 150W Metal Halide bulb for Dock lighting fixtures, the customer is now able to save a lot per month from his electric bill.



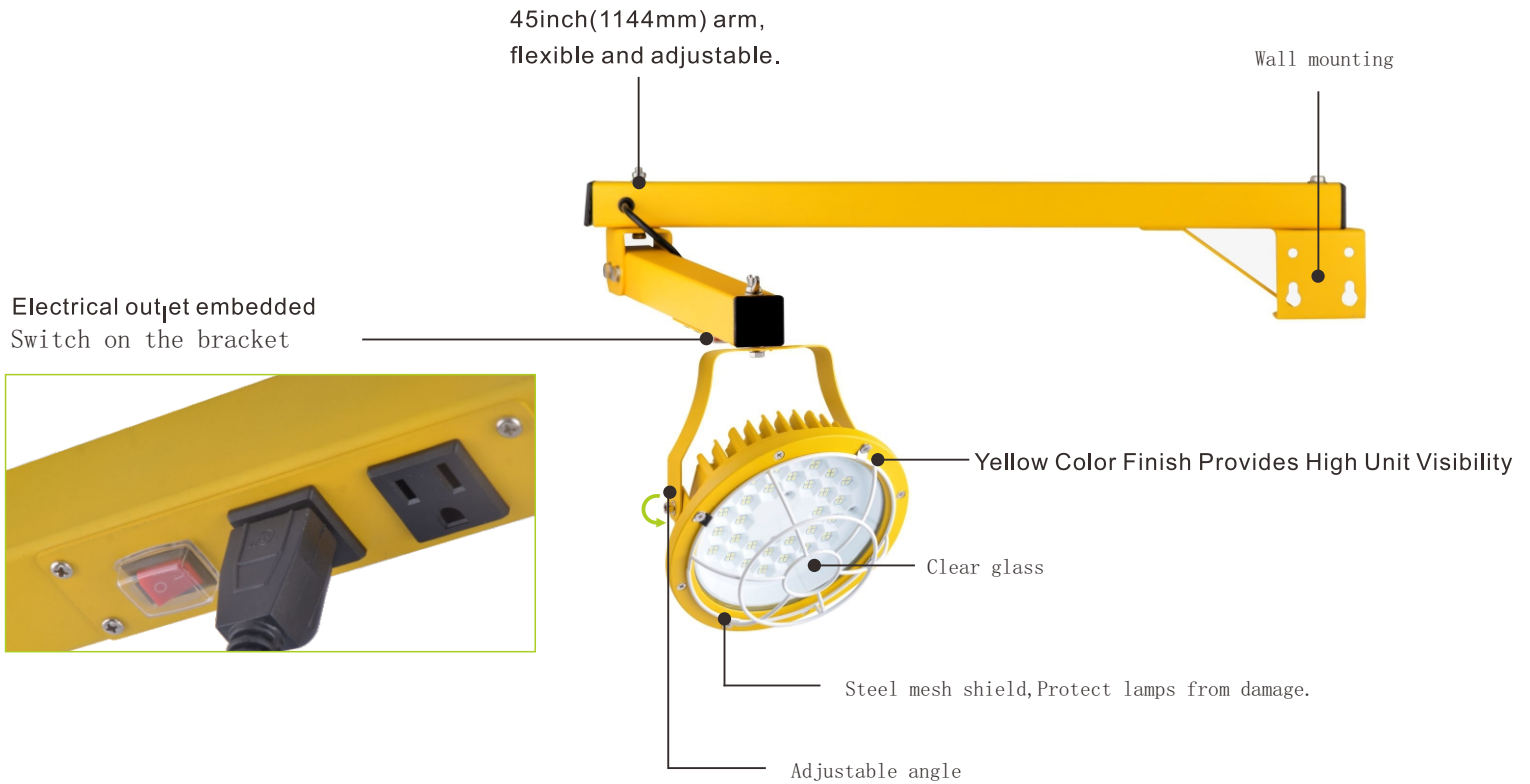
Replace

50W LED = 150W MH

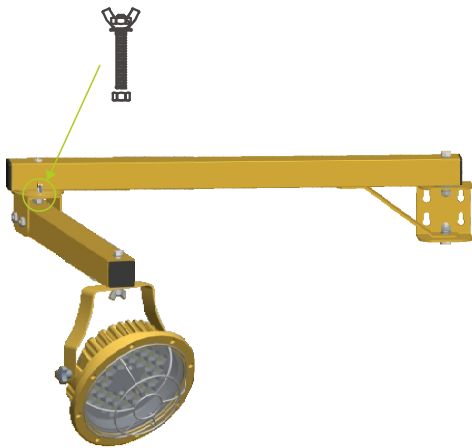


Note :

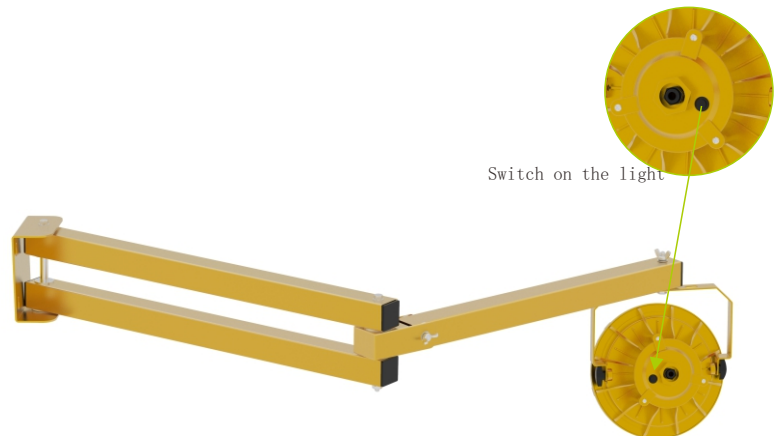
- Don't take the LED lamp apart.
- The LED lamp must work under the right voltage according to the specification.



OTHER FEATURES




Type 1: Install Beam Angel can be fixed, Different beam angle option.



Type 2: Lamp Switch on the light , individual on and off .



Type 3: Full Lamp and other accessories can be installed can be on and off direct .Additional accessories can be installed . Such like fan etc .



Type 4: Full Waterproof Function Style.

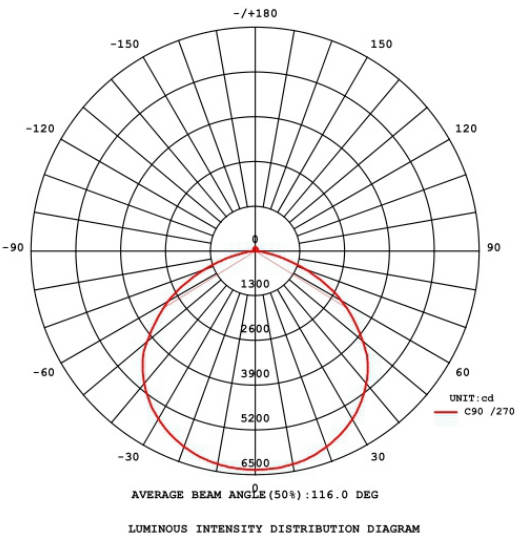
Notice: Above are optional accessories, Customers can choose if need pls contact sales.

ACCESSORIES

Steel mesh also optional. Customers can choose according to their needs.
If necessary, please contact sales.



DISTRIBUTION CURVE FLUX



120°

PACKING INFO



Items	Packaging	Carton Size(mm) (L*W*H)	N.W	G.W	Volume weight
30W/50W	1pcs/CTN	770*360*200	6kg	7. 2kg	11kg