

INTRODUCTION

FEATURE

- Split LED Modular Structure
- Optimized Antiglare Lighting Design
- Long Lifespan Design >50,000hours
- Working Temperature: -20°C~40°C

MATERIAL & FINISH

- LED Brand: LUMINUS & GUBO
- Remote Flicker-free Driver Brand: GUBO
- Housing: Die-casted Aluminum
- Optics: High Efficiency Lens
- [MCA] Module: Tall Module, UGR≤13
- [MCB] Module: Slim Module, UGR≤16

INSTALLATION

- False Ceiling Recessed
- Tilt Adjustable ±30°, Horizontal Swivel 350°
- Suitable for Interior Ceiling Light, like Hotel.....

STANDARD

- Designed and Manufactured to Comply with CE/RoHS/EMF/TUV/CB/SAA/Erp/cUL/FCC
- IP20 Protection, Class II Electric

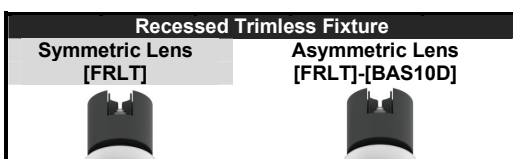
OPTION

- LED CCT: 1,800K~10,000K/R/G/B/Y/RGBW
- LED Light: Full Spectrum 380nm~840nm
- [CRI]: [E] RA80, [G] RA90, [H] RA97(RG0)
- Custom Finish Colors:

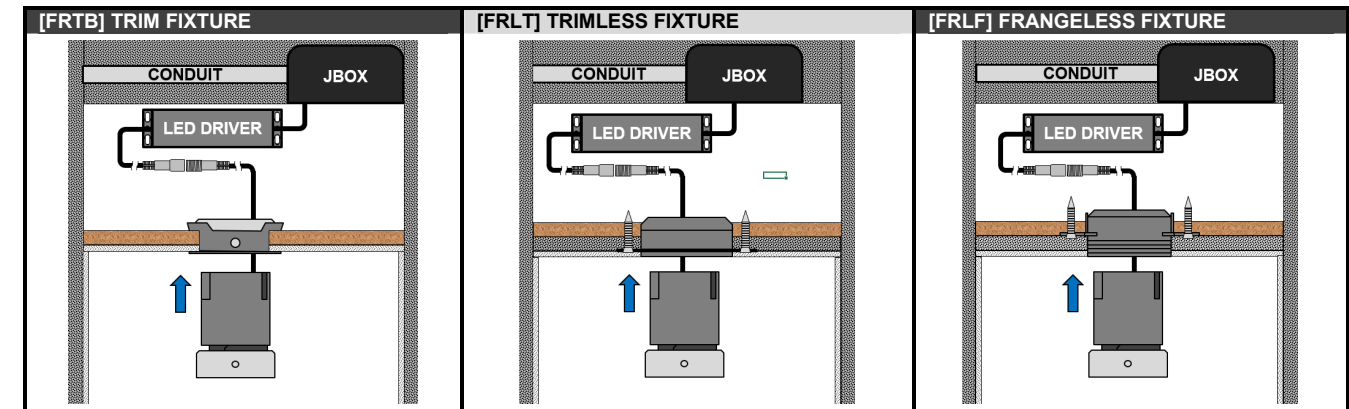
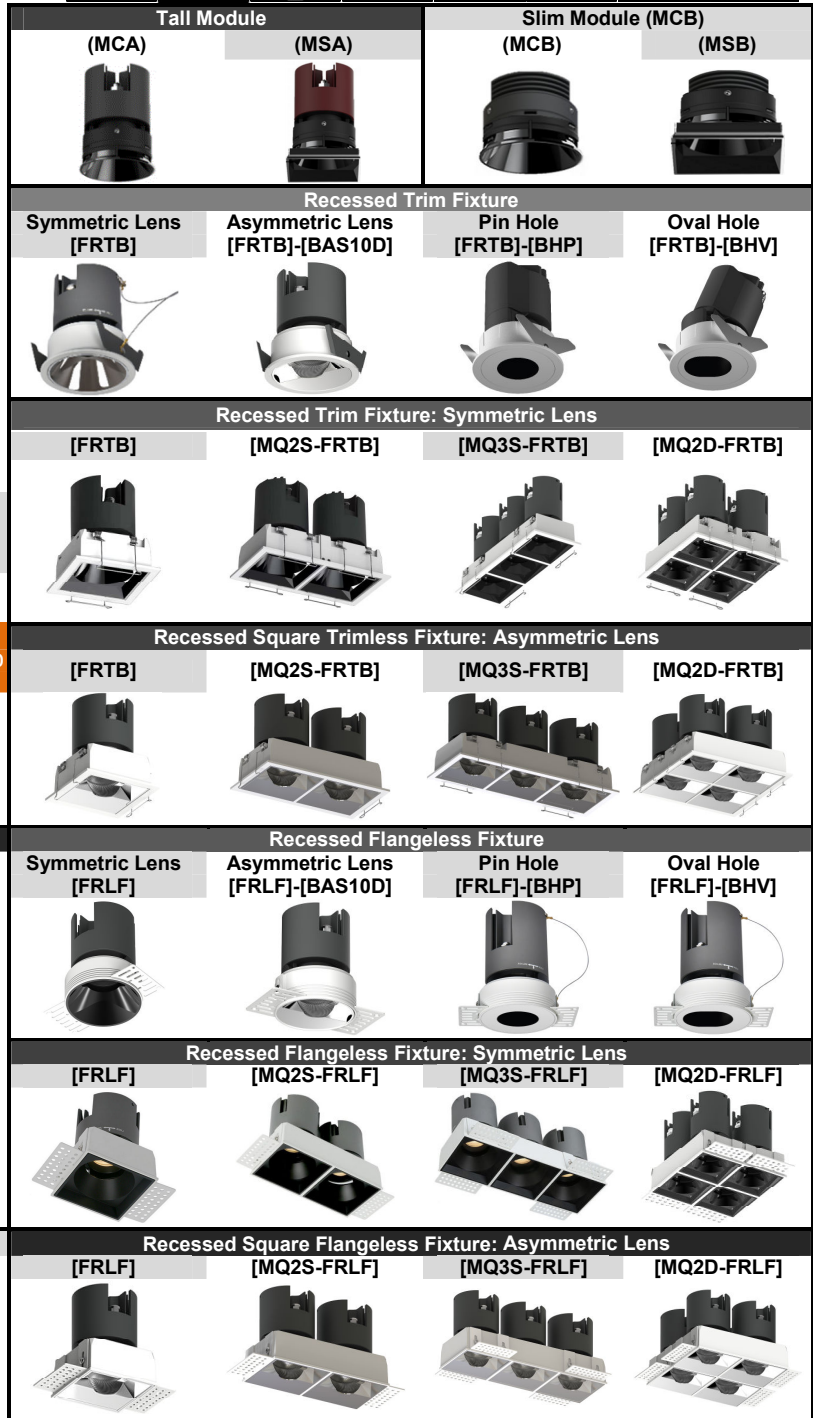
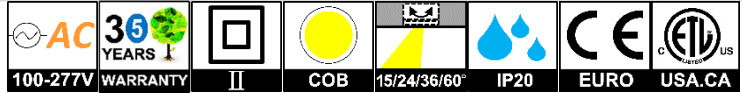
[F2] CUSTOM TRIM FINISH: Colors by RAL Code
 WHITE RAL9010P BLACK RAL9005P GREY RAL7042P DARK GREY RAL7016P BRASS RAL1024P



[F3] CUSTOM BAFFLE FINISH
 WHITE [F3MWT] BLACK [F3MBK] CHROME [F3GCM] GUN BLACK [F3GBKG] ROSE GOLD [F3GGDR]



GBR121A: LED DOWNLIGHT



SPECIFICATOIN

GBR121A-MCA35-MSA35: LED DOWNLIGHT

MODEL	LED MODULE PARAMETER					POWER FACTOR	BEAM ANGLE	CONTROL MODE 【Remote Driver】	INPUT 【V】	
	POWER 【W】	LED TYPE	CCT 【K】		CRI					LUMEN 【MQ】
GBR121A- MCA35A -MSA35A	3W	1*10W SMD3535	G2700K		RA90	220	> 0.4	【SYMMETRIC】 BL15D:15° BL24D:24° BL30D:30° BL40D:40° BL60D:60°	【CDT】:TRIAC(15%) 【CDV】:0/1~10V(8%) 【CDV0】:0~10V(1%) 【CDV1】:1~10V(10%) 【CDX】:DMX512(1%) 【CDA】:DALI(1%) 【CDP】:PWM(1%) 【CDZ】:ZIGBEE(1%) 【CRF】:2.4GRF(1%)	AC100~277V [AC220~240V] [AC100~240V] [AC100~347V] 50/60Hz
			G3000K		RA90	230				
			G3500K		RA90	230				
			G4000K		RA90	230				
			G5000K		RA90	230				
	3W	1*10W SMD3535	H2700K		RA97	198	> 0.4			
			H3000K		RA97	205				
			H3500K		RA97	205				
			H4000K		RA97	225				
			H2700K		RA97	110				
2C@2W	TWH	H2700K	H6000K	RA97	110	> 0.4				
3C@1W	1RGB	620nm	520nm	465nm	\	110	> 0.4			
4C@1W	RGBW	620nm	520nm	465nm	2700K	\	110	> 0.4		
GBR121A- MCA35B -MSA35B	5W	1*10W SMD3535	G2700K		RA90	385	> 0.5			
			G3000K		RA90	405				
			G3500K		RA90	400				
			G4000K		RA90	420				
			G5000K		RA90	420				
	5W	1*10W SMD3535	H2700K		RA97	335	> 0.5			
			H3000K		RA97	345				
			H3500K		RA97	345				
			H4000K		RA97	380				
			H2700K		RA97	110		> 0.4		
2C@2W	TWH	H2700K	H6000K	RA97	110	> 0.4				
3C@1W	1RGB	620nm	520nm	465nm	\	110	> 0.4			
4C@1W	RGBW	620nm	520nm	465nm	2700K	\	110	> 0.4		

NOTE:

All parameters are measured at 25°C ambient temperature, 35% humidity experimental environment. Tolerances of power and luminous flux are ±10%, tolerance of color rendering index is ±5.

CASE STUDY



MODEL: MCA35B-5W




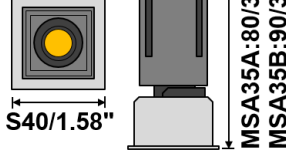

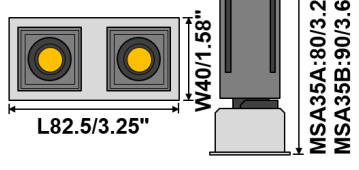

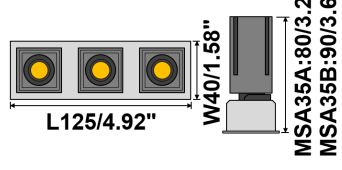

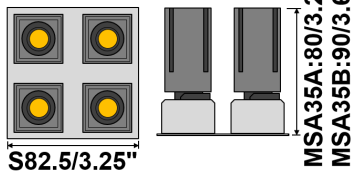

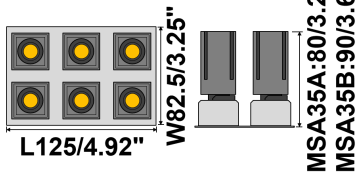



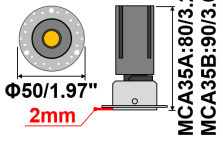

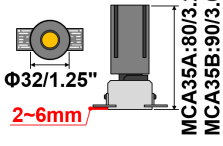

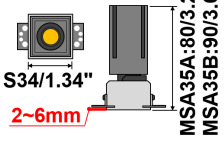

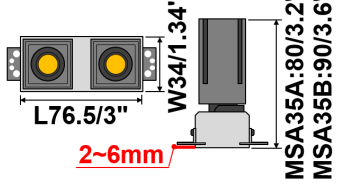

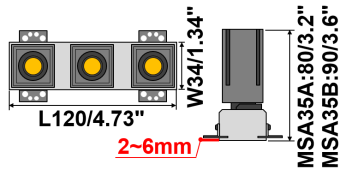

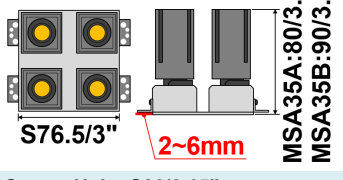

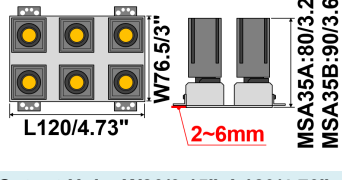
MODEL: MCA35A-5W

MODEL: MCA35A-3W

MODEL: MCA35A-3W



DIMENSION: [UNIT: MM]		DIMENSION: [UNIT: MM]	
NAME: Recessed Trim Fixture MCA35 MODEL: GBR121A-MCA35 A -FRTB-C35A		NAME: Recessed Circular Trim Fixture MSA35 MODEL: GBR121A-MSA35 A -FRTB-S35A	
	 <p>Φ39/1.54"</p> <p>MCA35A:81/3.2" MCA35B:91/3.6"</p> <p>Cutout Hole: Φ35/1.38"</p>		 <p>S40/1.58"</p> <p>MSA35A:80/3.2" MSA35B:90/3.6"</p> <p>Cutout Hole: S35/1.38"</p>
NAME: Recessed Trim Fixture 2 Light MSA35 MODEL: GBR121A-MSA35 A -MQ2S-FRTB-R78A		NAME: Recessed Trim Fixture 3 Light MSA35 MODEL: GBR121A-MSA35 A -MQ3S-FRTB-R120A	
	 <p>L82.5/3.25"</p> <p>W40/1.58"</p> <p>MSA35A:80/3.2" MSA35B:90/3.6"</p> <p>Cutout Hole: W35/1.38", L78/3.07"</p>		 <p>L125/4.92"</p> <p>W40/1.58"</p> <p>MSA35A:80/3.2" MSA35B:90/3.6"</p> <p>Cutout Hole: W35/1.38", L120/4.73"</p>
NAME: Recessed Trim Fixture 4 Light MSA35 MODEL: GBR121A-MSA35 A -MQ2D-FRTB-S78A		NAME: Recessed Trim Fixture 6 Light MSA35 MODEL: GBR121A-MSA35 A -MQ3D-FRTB-R120A	
	 <p>S82.5/3.25"</p> <p>MSA35A:80/3.2" MSA35B:90/3.6"</p> <p>Cutout Hole: S78/3.07"</p>		 <p>L125/4.92"</p> <p>W82.5/3.25"</p> <p>MSA35A:80/3.2" MSA35B:90/3.6"</p> <p>Cutout Hole: W78/3.07", L120/4.73"</p>

DIMENSION: [UNIT: MM]		DIMENSION: [UNIT: MM]		DIMENSION: [UNIT: MM]	
NAME: Recessed Trimless Fixture MCA35 MODEL: GBR121A-MCA35 A -FRLT-C35A		NAME: Recessed Flangeless Fixture MCA35 MODEL: GBR121A-MCA35 A -FRLF-C35A		NAME: Recessed Flangeless Fixture MSA35 MODEL: GBR121A-MSA35 A -FRLF-S35A	
	 <p>Φ50/1.97"</p> <p>2mm</p> <p>MCA35A:80/3.2" MCA35B:90/3.6"</p> <p>Cutout Hole: Φ35/1.38"</p>		 <p>Φ32/1.25"</p> <p>2~6mm</p> <p>MCA35A:80/3.2" MCA35B:90/3.6"</p> <p>Cutout Hole: Φ35/1.38"</p>		 <p>S34/1.34"</p> <p>2~6mm</p> <p>MSA35A:80/3.2" MSA35B:90/3.6"</p> <p>Cutout Hole: S38/1.5"</p>
NAME: Recessed Flangeless Fixture 2 Light MSA35 MODEL: GBR121A-MSA35 A -MQ2S-FRLF-R80A		NAME: Recessed Flangeless Fixture 3 Light MSA35 MODEL: GBR121A-MSA35 A -MQ3S-FRLF-R120A			
	 <p>L76.5/3"</p> <p>W34/1.34"</p> <p>2~6mm</p> <p>MSA35A:80/3.2" MSA35B:90/3.6"</p> <p>Cutout Hole: W38/1.5", L80/3.15"</p>		 <p>L120/4.73"</p> <p>W34/1.34"</p> <p>2~6mm</p> <p>MSA35A:80/3.2" MSA35B:90/3.6"</p> <p>Cutout Hole: W38/1.5", L120/4.73"</p>		
NAME: Recessed Flangeless Fixture 4 Light MSA35 MODEL: GBR121A-MSA35 A -MQ2D-FRLF-S80A		NAME: Recessed Flangeless Fixture 6 Light MSA35 MODEL: GBR121A-MSA35 A -MQ3D-FRLF-R120A			
	 <p>S76.5/3"</p> <p>2~6mm</p> <p>MSA35A:80/3.2" MSA35B:90/3.6"</p> <p>Cutout Hole: S80/3.15"</p>		 <p>L120/4.73"</p> <p>W76.5/3"</p> <p>2~6mm</p> <p>MSA35A:80/3.2" MSA35B:90/3.6"</p> <p>Cutout Hole: W80/3.15", L120/4.73"</p>		

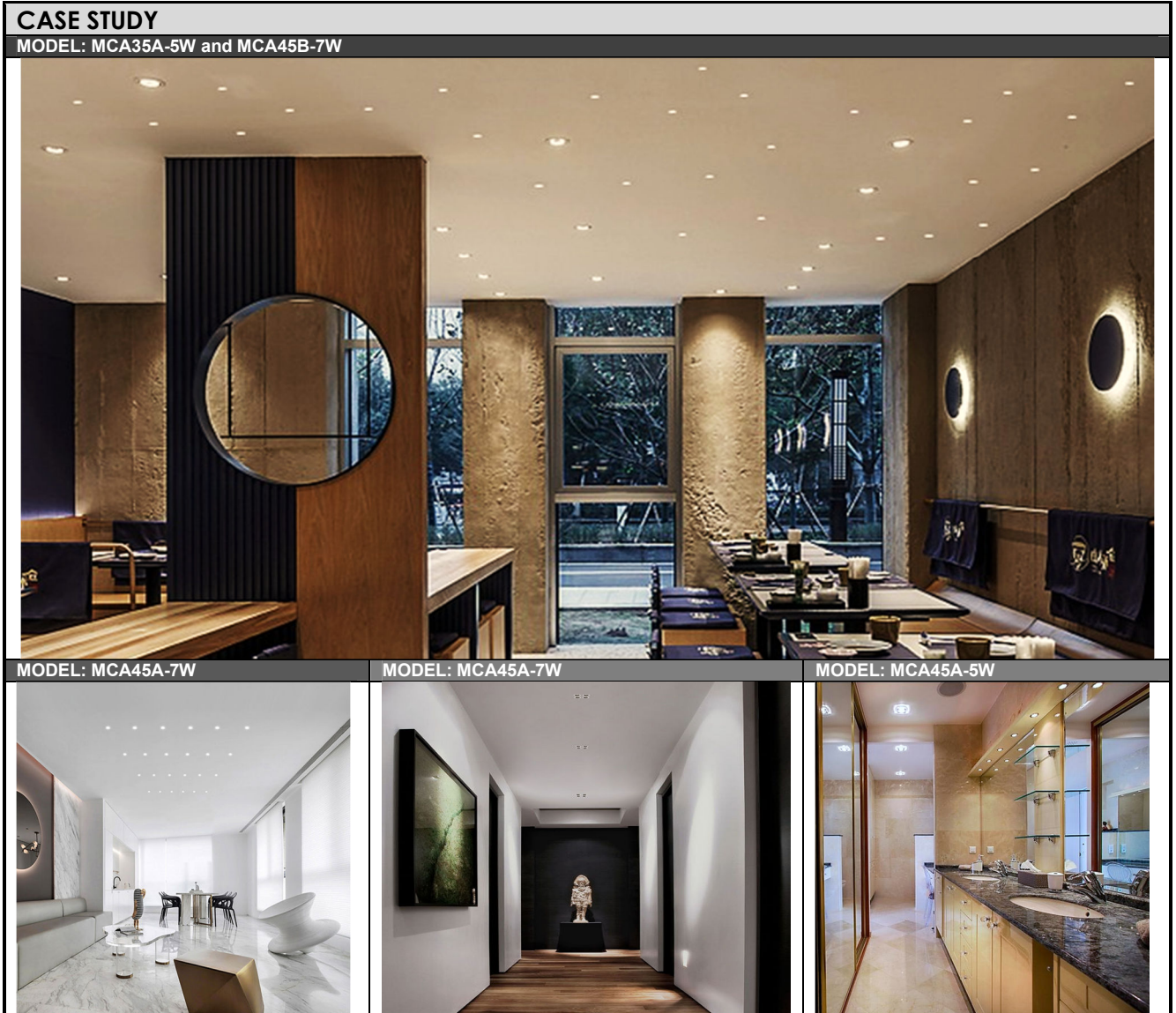
SPECIFICATOIN


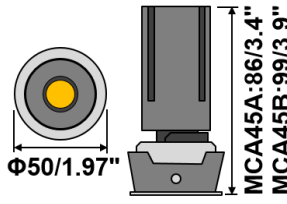

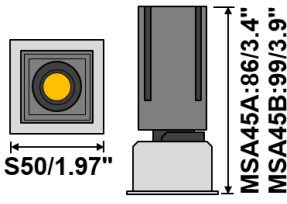

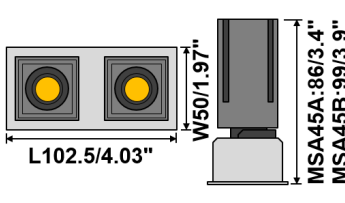

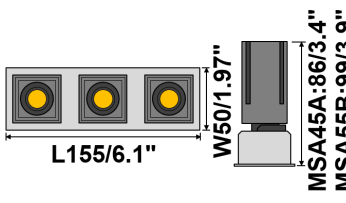

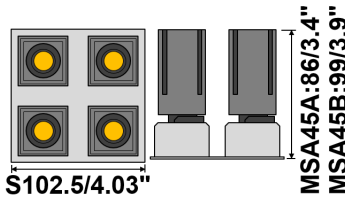

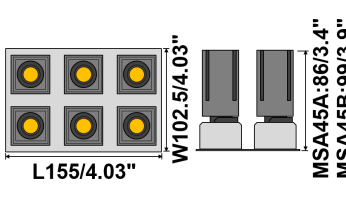
GBR121A-MCA45-MSA45: RECESSED LED DOWNLIGHT


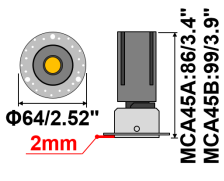

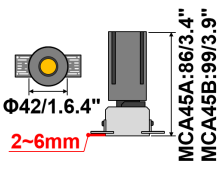

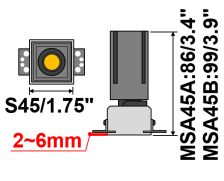

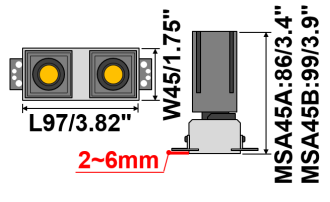

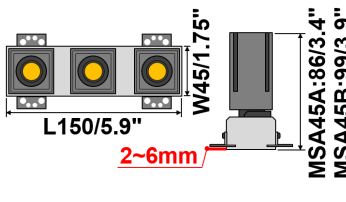

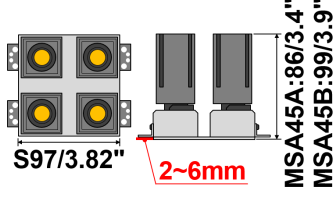

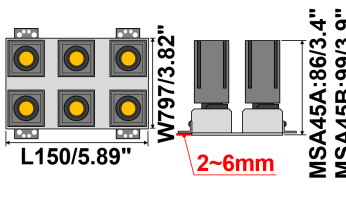
MODEL	LED MODULE PARAMETER					POWER FACTOR	BEAM ANGLE	CONTROL MODE 【Remote Driver】	INPUT 【V】
	POWER 【W】	LED TYPE	CCT 【K】	CRI	LUMEN 【MQ】				
GBR121A- MCA45A -MSA45A	5W	CXM-6 COB	G2700K	RA90	385	> 0.5	[SYMMETRIC] BL15D:15° BL24D:24° BL36D:36° [RGBW] [RGBTW] BR36D:36° [BGL] Louver LM-15%	[CDT]:TRIAC(15%) [CDV]:0/1~10V(8%) [CDV0]:0~10V(1%) [CDV1]:1~10V(10%) [CDX]:DMX512(1%) [CDA]:DALI(1%) [CDP]:PWM(1%) [CDZ]:ZIGBEE(1%) [CRF]:2.4GRF(1%)	AC100~277V [AC220~240V] [AC100~240V] [AC100~347V] 50/60Hz
			G3000K	RA90	405				
			G3500K	RA90	400				
			G4000K	RA90	420				
			G5000K	RA90	420				
	5W	CXM-6 COB	H2700K	RA97	335	> 0.5			
			H3000K	RA97	345				
			H3500K	RA97	345				
			H4000K	RA97	380				
			2C@5W	TWH	H2700K				
3C@5W	RGB	620nm	520nm	465nm	\	270	> 0.5		
4C@5W	RGBW	620nm	520nm	465nm	2700K	\	270	> 0.5	
5C@5W	RGBTW	620nm	520nm	465nm	2700K	6000K	\	270	> 0.5
GBR121A- MCA45B -MSA45B	7W [5W]	CXM-6 COB	G2700K	RA90	550	> 0.5			
			G3000K	RA90	580				
			G3500K	RA90	580				
			G4000K	RA90	600				
			G5000K	RA90	600				
	7W [5W]	CXM-6 COB	H2700K	RA97	480	> 0.5			
			H3000K	RA97	500				
			H3500K	RA97	500				
			H4000K	RA97	550				
			2C@7W	TWH	H2700K		H6000K	RA97	320
3C@7W	RGB	620nm	520nm	465nm	\	320	> 0.5		
4C@7W	RGBW	620nm	520nm	465nm	2700K	\	320	> 0.5	
5C@7W	RGBTW	620nm	520nm	465nm	2700K	6000K	\	320	> 0.5

NOTE:

All parameters are measured at 25°C ambient temperature, 35% humidity experimental environment. Tolerances of power and luminous flux are ±10%, tolerance of color rendering index is ±5.



DIMENSION: [UNIT: MM]	
<p>NAME: Recessed Trim Fixture MCA45 MODEL: GBR121A-MCA45A -FRTB-C45A</p>   <p>Φ50/1.97" MCA45A:86/3.4" MCA45B:99/3.9"</p> <p>Cutout Hole: Φ45/1.78"</p>	<p>NAME: Recessed Circular Trim Fixture MSA45 MODEL: GBR121A-MSA45A -FRTB-S45A</p>   <p>S50/1.97" MSA45A:86/3.4" MSA45B:99/3.9"</p> <p>Cutout Hole: S45/1.78"</p>
<p>NAME: Recessed Trim Fixture 2 Light MSA45 MODEL: GBR121A-MSA45A -MQ2S-FRTB-R98A</p>   <p>L102.5/4.03" W50/1.97" MSA45A:86/3.4" MSA45B:99/3.9"</p> <p>Cutout Hole: W45/1.78", L98/3.86"</p>	<p>NAME: Recessed Trim Fixture 3 Light MSA45 MODEL: GBR121A-MSA45A -MQ3S-FRTB-R150A</p>   <p>L155/6.1" W50/1.97" MSA45A:86/3.4" MSA45B:99/3.9"</p> <p>Cutout Hole: W45/1.78", L150/5.91"</p>
<p>NAME: Recessed Trim Fixture 4 Light MSA45 MODEL: GBR121A-MSA45A -MQ2D-FRTB-S98A</p>   <p>S102.5/4.03" MSA45A:86/3.4" MSA45B:99/3.9"</p> <p>Cutout Hole: S98/3.86"</p>	<p>NAME: Recessed Trim Fixture 6 Light MSA45 MODEL: GBR121A-MSA45A -MQ3D-FRTB-R150A</p>   <p>L155/4.03" W102.5/4.03" MSA45A:86/3.4" MSA45B:99/3.9"</p> <p>Cutout Hole: W98/3.86", L150/5.91"</p>

DIMENSION: [UNIT: MM]		
<p>NAME: Recessed Trimless Fixture MCA45 MODEL: GBR121A-MCA45A -FRLT-C45A</p>   <p>Φ64/2.52" 2mm MCA45A:86/3.4" MCA45B:99/3.9"</p> <p>Cutout Hole: Φ45/1.78"</p>	<p>NAME: Recessed Flangeless Fixture MCA45 MODEL: GBR121A-MCA45A -FRLF-S45A</p>   <p>Φ42/1.64" 2~6mm MCA45A:86/3.4" MCA45B:99/3.9"</p> <p>Cutout Hole: Φ45/1.78"</p>	<p>NAME: Recessed Flangeless Fixture MCA45 MODEL: GBR121A-MSA45A -FRLF-S45A</p>   <p>S45/1.75" 2~6mm MSA45A:86/3.4" MSA45B:99/3.9"</p> <p>Cutout Hole: S48/1.9"</p>
<p>NAME: Recessed Flangeless Fixture 2 Light MSA45 MODEL: GBR121A-MSA45A -MQ2S-FRLF-R100A</p>   <p>L97/3.82" W45/1.75" 2~6mm MSA45A:86/3.4" MSA45B:99/3.9"</p> <p>Cutout Hole: W48/1.9", L100/3.94"</p>	<p>NAME: Recessed Flangeless Fixture 3 Light MSA45 MODEL: GBR121A-MSA45A -MQ3S-FRLF-R150A</p>   <p>L150/5.9" W45/1.75" 2~6mm MSA45A:86/3.4" MSA45B:99/3.9"</p> <p>Cutout Hole: W48/1.9", L150/5.9"</p>	
<p>NAME: Recessed Flangeless Fixture 4 Light MSA45 MODEL: GBR121A-MSA45A -MQ2D-FRLF-S100A</p>   <p>S97/3.82" 2~6mm MSA45A:86/3.4" MSA45B:99/3.9"</p> <p>Cutout Hole: S100/3.94"</p>	<p>NAME: Recessed Flangeless Fixture 6 Light MSA45 MODEL: GBR121A-MSA45A -MQ3D-FRLF-R150A</p>   <p>L150/5.89" W79/3.82" 2~6mm MSA45A:86/3.4" MSA45B:99/3.9"</p> <p>Cutout Hole: W100/3.94", L150/5.9"</p>	

SPECIFICATIOIN

GBR121A-MCA55-MSA55: LED DOWNLIGHT


MODEL	LED MODULE PARAMETER					POWER FACTOR	BEAM ANGLE	CONTROL MODE 【Remote Driver】	INPUT 【V】
	POWER 【W】	LED TYPE	CCT 【K】	CRI	LUMEN 【MQ】				
GBR121A-MCA55B-MSA55B	5W [3W]	CXM-6 COB	G2700K	RA90	385	> 0.5	[SYMMETRIC] BL15D:15° BL24D:24° BL36D:36° BL50D:50° [RGBW] [RGBTW] BR36D:36° [BGL] Louver LM-15%	[CDT]:TRIAC(15%) [CDV]:0/1~10V(8%) [CDV0]:0~10V(1%) [CDV1]:1~10V(10%) [CDX]:DMX512(1%) [CDA]:DALI(1%) [CDP]:PWM(1%) [CDZ]:ZIGBEE(1%) [CRF]:2.4GRF(1%)	AC100~277V [AC220~240V] [AC100~240V] [AC100~347V] 50/60Hz [CV DC12V] [CV DC24V] [CV DC42V]
			G3000K	RA90	405				
			G3500K	RA90	400				
			G4000K	RA90	420				
			G5000K	RA90	420				
	5W [3W]	CXM-6 COB	H2700K	RA97	335	> 0.5			
			H3000K	RA97	345				
			H3500K	RA97	345				
			H4000K	RA97	380				
			2C@5W	TWH	H2700K				
3C@5W	RGB	620nm	520nm	465nm	\	320	> 0.5		
4C@5W	RGBW	620nm	520nm	465nm	2700K	\	320	> 0.5	
5C@5W	RGBTW	620nm	520nm	465nm	2700 6000K	\	320	> 0.5	
GBR121A-MCA55B-MSA55B	7W [5W]	CXM-6 COB	G2700K	RA90	550	> 0.5			
			G3000K	RA90	580				
			G3500K	RA90	580				
			G4000K	RA90	600				
			G5000K	RA90	600				
	7W [5W]	CXM-6 COB	H2700K	RA97	480	> 0.5			
			H3000K	RA97	500				
			H3500K	RA97	500				
			H4000K	RA97	550				
			2C@7W	TWH	H2700K		H6000K	RA97	380
3C@7W	RGB	620nm	520nm	465nm	\	380	> 0.5		
4C@7W	RGBW	620nm	520nm	465nm	2700K	\	380	> 0.5	
5C@7W	RGBTW	620nm	520nm	465nm	2700 6000K	\	380	> 0.5	
GBR121A-MCA55C-MSA55C	10W [7W] [5W]	CXM-6 COB	G2700K	RA90	770	> 0.9			
			G3000K	RA90	810				
			G3500K	RA90	800				
			G4000K	RA90	840				
			G5000K	RA90	840				
	10W [7W] [5W]	CXM-6 COB	H2700K	RA97	670	> 0.9			
			H3000K	RA97	690				
			H3500K	RA97	690				
			H4000K	RA97	760				
			2C@10W	TWH	H2700K		H6000K	RA97	540
3C@10W	RGB	620nm	520nm	465nm	\	540	> 0.5		
4C@10W	RGBW	620nm	520nm	465nm	2700K	\	540	> 0.5	
5C@10W	RGBTW	620nm	520nm	465nm	2700 6000K	\	540	> 0.5	

NOTE:




All parameters are measured at 25°C ambient temperature, 35% humidity experimental environment. Tolerances of power and luminous flux are ±10%, tolerance of color rendering index is ±5.


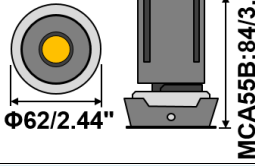

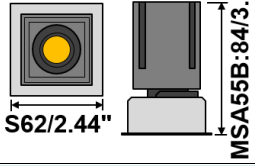

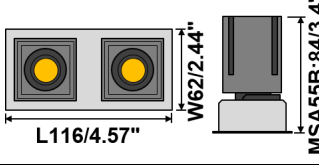

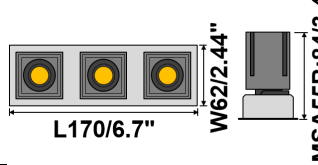

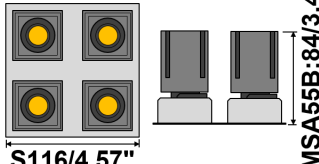
CASE STUDY


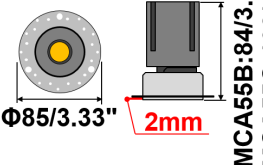

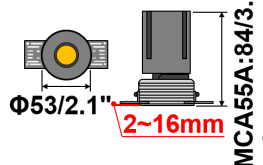

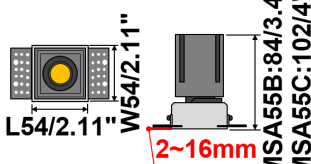

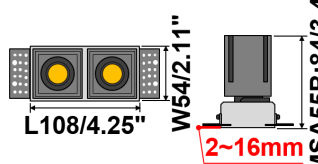

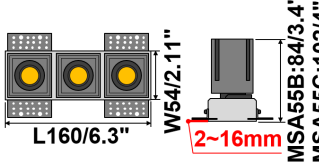

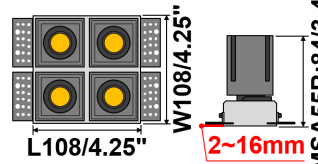
MODEL: MCA55C-10W



MODEL: MCA55C-10W MODEL: MCA55C-10W MODEL: MCA55B-7W








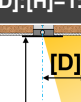







DIMENSION: [UNIT: MM]	
<p>NAME: Recessed Trim Fixture MCA55 MODEL: GBR121A-MCA55B-FRTB-C55A</p>   <p>Cutout Hole: Ø55/2.17"</p>	<p>NAME: Recessed Circular Trim Fixture MSA55 MODEL: GBR121A-MSA55B-FRTS-S55A</p>   <p>Cutout Hole: S55/2.17"</p>
<p>NAME: Recessed Trim Fixture 2 Light MSA55 MODEL: GBR121A-MSA55B-MQ2S-FRTS-R110A</p>   <p>Cutout Hole: W55/2.17", L110/4.33"</p>	<p>NAME: Recessed Trim Fixture 3 Light MSA55 MODEL: GBR121A-MSA55B-MQ3S-FRTS-R150A</p>   <p>Cutout Hole: W55/2.17", L150/5.91"</p>
<p>NAME: Recessed Trim Fixture 4 Light MSA55 MODEL: GBR121A-MSA55B-MQ2D-FRTS-S110A</p>   <p>Cutout Hole: S110/4.33"</p>	

DIMENSION: [UNIT: MM]	
<p>NAME: Recessed Trimless Fixture MCA55 MODEL: GBR121A-MCA55B-FRLT-C55A</p>   <p>Cutout Hole: Ø55/1.78"</p>	<p>NAME: Recessed Flangeless Fixture MSA55 MODEL: GBR121A-MSA55B-FRLF-C55A</p>   <p>Cutout Hole: Ø60/2.36"</p>
<p>NAME: Recessed Flangeless Fixture MCA55 MODEL: GBR121A-MSA55B-FRLF-S55A</p>   <p>Cutout Hole: W55/2.17", L60/2.36"</p>	<p>NAME: Recessed Flangeless Fixture 2 Light MSA55 MODEL: GBR121A-MSA55B-MQ2S-FRLF-R115A</p>   <p>Cutout Hole: W55/2.17", L115/4.53"</p>
<p>NAME: Recessed Flangeless Fixture 3 Light MSA55 MODEL: GBR121A-MSA55B-MQ3S-FRLF-R165A</p>   <p>Cutout Hole: W60/2.36", L165/6.5"</p>	<p>NAME: Recessed Flangeless Fixture 4 Light MSA55 MODEL: GBR121A-MSA55B-MQ2D-FRLF-S110A</p>   <p>Cutout Hole: W110/4.33", L115/4.53"</p>

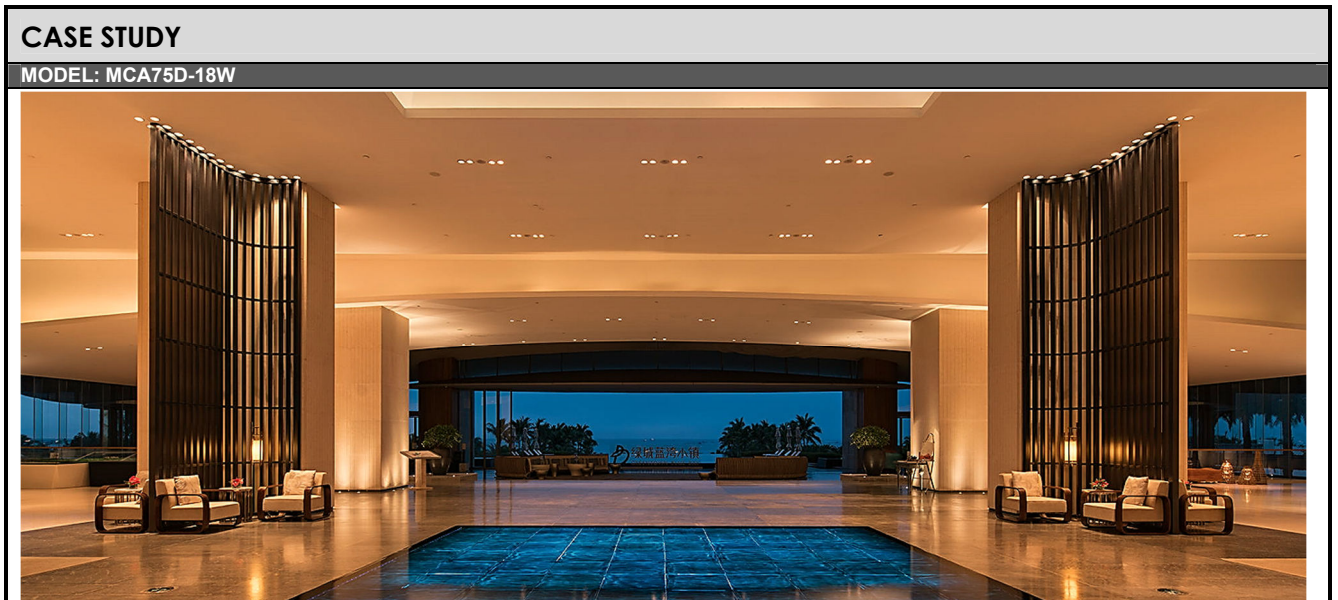
SPECIFICATOIN

GBR121A-MCA75-MSA75: LED DOWNLIGHT

MODEL	LED MODULE PARAMETER					POWER FACTOR	BEAM ANGLE	CONTROL MODE 【Remote Driver】	INPUT 【V】
	POWER 【W】	LED TYPE	CCT 【K】	CRI	LUMEN 【MQ】				
GBR121A-MCA75A-MSA75A	7W [5W]	CXM-6 COB	G2700K	RA90	550	> 0.5	[SYMMETRIC] BL8D:8° BL15D:15° BL24D:24° BL36D:36° BL60D:60° 		
			G3000K	RA90	580				
			G3500K	RA90	580				
			G4000K	RA90	600				
			G5000K	RA90	600				
	7W [5W]	CXM-6 COB	H2700K	RA97	480	> 0.5			
			H3000K	RA97	500				
			H3500K	RA97	500				
			H4000K	RA97	550				
			2C@7W	TWH	H2700K				
3C@7W	RGB	620nm	520nm	465nm	\	380	> 0.5	[RGBW] [RGBTW]	
4C@7W	RGBW	620nm	520nm	465nm	2700K	\	380	> 0.5	BR36D:36° 
5C@7W	RGBTW	620nm	520nm	465nm	2700 6000K	\	380	> 0.5	
GBR121A-MCA75B-MSA75B	10W [7W] [5W]	CXM-6 COB	G2700K	RA90	770	> 0.9	[BGL] Louver LM-15% 		
			G3000K	RA90	810				
			G3500K	RA90	800				
			G4000K	RA90	840				
			G5000K	RA90	840				
	10W [7W] [5W]	CXM-6 COB	H2700K	RA97	670	> 0.9			
			H3000K	RA97	690				
			H3500K	RA97	690				
			H4000K	RA97	760				
			2C@10W	TWH	H2700K				
3C@10W	RGB	620nm	520nm	465nm	\	540	> 0.5	[ASYMMETRIC] BAS10D:10°	
4C@10W	RGBW	620nm	520nm	465nm	2700K	\	540	> 0.5	LM-15% 65Dx65D 
5C@10W	RGBTW	620nm	520nm	465nm	2700 6000K	\	540	> 0.5	
GBR121A-MCA75C-MSA75C	15W [10W]	CXM-6 COB	G2700K	RA90	1155	> 0.9	[D]:[H]=1:3 		
			G3000K	RA90	1215				
			G3500K	RA90	1200				
			G4000K	RA90	1260				
			G5000K	RA90	1260				
	15W [10W]	CXM-6 COB	H2700K	RA97	1005	> 0.9			
			H3000K	RA97	1035				
			H3500K	RA97	1035				
			H4000K	RA97	1140				
			2C@15W	TWH	H2700K				
3C@15W	RGB	620nm	520nm	465nm	\	810	> 0.5	10°	
4C@15W	RGBW	620nm	520nm	465nm	2700K	\	810		> 0.5
5C@15W	RGBTW	620nm	520nm	465nm	2700 6000K	\	810	> 0.5	
GBR121A-MCA75D-MSA75D	18W [15W] [12W]	CXM-9 COB	G2700K	RA90	1385	> 0.9	[BHP] PIN-HOLE 		
			G3000K	RA90	1455				
			G3500K	RA90	1440				
			G4000K	RA90	1512				
			G5000K	RA90	1512				
	18W [15W] [12W]	CXM-9 COB	H2700K	RA97	1205	> 0.9			
			H3000K	RA97	1242				
			H3500K	RA97	1242				
			H4000K	RA97	1368				
			2C@18W	TWH	H2700K				
3C@18W	RGB	620nm	520nm	465nm	\	970	> 0.5	[BHV] OVAL-HOLE 	
4C@18W	RGBW	620nm	520nm	465nm	2700K	\	970		> 0.5
5C@18W	RGBTW	620nm	520nm	465nm	2700 6000K	\	970	> 0.5	

NOTE:

All parameters are measured at 25°C ambient temperature, 35% humidity experimental environment. Tolerances of power and luminous flux are ±10%, tolerance of color rendering index is ±5.









DIMENSION: [UNIT: MM]	
NAME: Recessed Trim Fixture MCA75 MODEL: GBR121A-MCA75B-FRTB-C75A	NAME: Recessed Trim Fixture MCA75 MODEL: GBR121A-MCA75B-FRTB-C75A [BAS10D]
  <p>Cutout Hole: Ø75/2.95"</p>	  <p>Cutout Hole: Ø75/2.95"</p>
NAME: Recessed Trim Fixture MCA75 Pin-Hole MODEL: GBR121A-MCA75B-FRTB-C75A [BHP]	NAME: Recessed Trim Fixture MCA75 Oval-Hole MODEL: GBR121A-MCA75B-FRTB-C75A [BHV]
  <p>Cutout Hole: Ø75/2.95"</p>	  <p>Cutout Hole: Ø75/2.95"</p>
NAME: Recessed Square Trim Fixture MSA75 MODEL: GBR121A-MSA75B-FRTS-S75A	NAME: Recessed Square Trim Fixture MSA75 MODEL: GBR121A-MSA75B-FRTS-S75A [BAS10D]
  <p>Cutout Hole: S75/2.95"</p>	  <p>Cutout Hole: S75/2.95"</p>
NAME: Recessed Trim Fixture 2 Light MSA75 MODEL: GBR121A-MSA75B-MQ2S-FRTS-R150A	NAME: Recessed Trim Fixture 2 Light MSA75 MODEL: GBR121A-MSA75B-MQ2S-FRTS-R150A [BAS10D]
  <p>Cutout Hole: W75/2.95", L150/5.91"</p>	  <p>Cutout Hole: W75/2.95", L150/5.91"</p>
NAME: Recessed Trim Fixture 3 Light MSA75 MODEL: GBR121A-MSA75B-MQ3S-FRTS-R220A	NAME: Recessed Trim Fixture 3 Light MSA75 MODEL: GBR121A-MSA75B-MQ3S-FRTS-R220A [BAS10D]
  <p>Cutout Hole: W75/2.95", L220/8.7"</p>	  <p>Cutout Hole: W75/2.95", L220/8.7"</p>
NAME: Recessed Trim Fixture 4 Light MSA75 MODEL: GBR121A-MSA75B-MQ2D-FRTS-S150A	NAME: Recessed Trim Fixture 4 Light MSA75 MODEL: GBR121A-MSA75B-MQ2D-FRTS-S150A [BAS10D]
  <p>Cutout Hole: S150/5.91"</p>	  <p>Cutout Hole: S150/5.91"</p>

SPECIFICATOIN

GBR121A-MCA75-MSA75: LED DOWNLIGHT

DIMENSION: [UNIT: MM]	
<p>NAME: Recessed Trimless Fixture MCA75 MODEL: GBR121A-MCA75B-FRLT-C75A</p>	<p>NAME: Recessed Flangeless Fixture MCA75 MODEL: GBR121A-MCA75B-FRLT-C75A [BAS10D]</p>
<p>NAME: Recessed Trimless Fixture MCA75 Pin-Hole MODEL: GBR121A-MCA75B-FRLT-C75A [BHP]</p>	<p>NAME: Recessed Flangeless Fixture MCA75 Oval-Hole MODEL: GBR121A-MCA75B-FRLT-C75A [BHV]</p>
<p>NAME: Recessed Flangeless Fixture MCA75 MODEL: GBR121A-MCA75B-FRLF-C75A</p>	<p>NAME: Recessed Flangeless Fixture 2 Light MCA75 MODEL: GBR121A-MCA75B-FRLF-C75A [BAS10D]</p>
<p>NAME: Recessed Flangeless Fixture MSA75 MODEL: GBR121A-MSA75B-FRLF-S75A</p>	<p>NAME: Recessed Flangeless Fixture MSA75 MODEL: GBR121A-MSA75B-FRLF-S75A [BAS10D]</p>
<p>NAME: Recessed Flangeless Fixture 2 Light MSA75 MODEL: GBR121A-MSA75B-MQ2S-FRLF-R150A</p>	<p>NAME: Recessed Flangeless Fixture 2 Light MSA75 MODEL: GBR121A-MSA75B-MQ2S-FRLF-R150A [BAS10D]</p>
<p>NAME: Recessed Flangeless Fixture 3 Light MSA75 MODEL: GBR121A-MSA75B-MQ3S-FRLF-R225A</p>	<p>NAME: Recessed Flangeless Fixture 3 Light MSA75 MODEL: GBR121A-MSA75B-MQ3S-FRLF-R225A [BAS10D]</p>
<p>NAME: Recessed Flangeless Fixture 4 Light MSA75 MODEL: GBR121A-MSA75B-MQ2D-FRLF-S150A</p>	<p>NAME: Recessed Flangeless Fixture 4 Light MSA75 MODEL: GBR121A-MSA75B-MQ2D-FRLF-S150A [BAS10D]</p>

MODEL	LED MODULE PARAMETER					POWER FACTOR	BEAM ANGLE	CONTROL MODE 【Remote Driver】	INPUT 【V】
	POWER 【W】	LED TYPE	CCT 【K】	CRI	LUMEN 【MQ】				
GBR121A-MCA95B-MSA95B	15W 【10W】	CXM-9 COB	G2700K	RA90	1155	> 0.5	[SYMMETRIC] BL15D:15° BL24D:24° BL36D:36° BL60D:60° 		
			G3000K	RA90	1215				
			G3500K	RA90	1200				
			G4000K	RA90	1260				
			G5000K	RA90	1260				
	15W 【10W】	CXM-9 COB	H2700K	RA97	1005	> 0.5	[RGBW] [RGBTW] BR36D:36° 		
			H3000K	RA97	1035				
			H3500K	RA97	1035				
			H4000K	RA97	1140				
			2C@10W	TWH	H2700K				
3C@10W	RGB	620nm	520nm	465nm	\	540	> 0.5		
4C@10W	RGBW	620nm	520nm	465nm	2700K	\	540	> 0.5	
5C@10W	RGBTW	620nm	520nm	465nm	2700 6000K	\	540	> 0.5	
GBR121A-MCA95B-MSA95B	18W 【15W】 【12W】	CXM-9 COB	G2700K	RA90	1385	> 0.9	[BGL] Louver LM-15% 	[CDT]:TRIAC(15%) [CDV]:0/1~10V(8%) [CDV0]:0~10V(1%) [CDV1]:1~10V(10%) [CDX]:DMX512(1%) [CDA]:DALI(1%) [CDP]:PWM(1%) [CDZ]:ZIGBEE(1%) [CRF]:2.4GRF(1%)	AC100~277V [AC220~240V] [AC100~240V] [AC100~347V] 50/60Hz
			G3000K	RA90	1455				
			G3500K	RA90	1440				
			G4000K	RA90	1512				
			G5000K	RA90	1512				
	18W 【15W】 【12W】	CXM-9 COB	H2700K	RA97	1205	> 0.9	[ASYMMETRIC] BAS10D:10° LM-15% 65Dx65D 		[CV DC12V] [CV DC24V] [CV DC42V]
			H3000K	RA97	1242				
			H3500K	RA97	1242				
			H4000K	RA97	1368				
			2C@18W	TWH	H2700K				
3C@18W	RGB	620nm	520nm	465nm	\	970	> 0.5		
4C@18W	RGBW	620nm	520nm	465nm	2700K	\	970	> 0.5	
5C@18W	RGBTW	620nm	520nm	465nm	2700 6000K	\	970	> 0.5	
GBR121A-MCA95C-MSA95C	25W 【20W】 【15W】	CXM-9 COB	G2700K	RA90	1750	> 0.9	[D]:[H]=1:3 		
			G3000K	RA90	1830				
			G3500K	RA90	1830				
			G4000K	RA90	1910				
			G5000K	RA90	1910				
	25W 【20W】 【15W】	CXM-9 COB	H2700K	RA97	1580	> 0.9	[H] 10° 		
			H3000K	RA97	1640				
			H3500K	RA97	1640				
			H4000K	RA97	1810				
			2C@25W	TWH	H2700K				
3C@25W	RGB	620nm	520nm	465nm	\	1310	> 0.5		
4C@25W	RGBW	620nm	520nm	465nm	2700K	\	1310	> 0.5	
5C@25W	RGBTW	620nm	520nm	465nm	2700 6000K	\	1310	> 0.5	




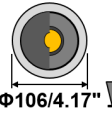

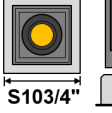


NOTE:

All parameters are measured at 25°C ambient temperature, 35% humidity experimental environment.
Tolerances of power and luminous flux are ±10%, tolerance of color rendering index is ±5.

CASE STUDY

MODEL: MCA95C-25W 	MODEL: MCA95C-20W 	MODEL: MSA95C-20W 
---	--	---

DIMENSION: [UNIT: MM]

<p>NAME: Recessed Trim Fixture MCA95 MODEL: GBR121A-MCA95B-FRTB-C95A</p>   <p>Cutout Hole: Φ95/3.74"</p> <p>MCA95B:128/5" MCA95C:150/5.9"</p>	<p>NAME: Recessed Circular Trim Fixture MSA95 MODEL: GBR121A-MCA95B-FRTB-C95A [BAS10D]</p>   <p>Cutout Hole: Φ95/3.74"</p> <p>MCA95B:128/5" MCA95C:150/5.9"</p>
<p>NAME: Recessed Trim Fixture MSA95 MODEL: GBR121A-MSA95B-FRTS-S95A</p>   <p>Cutout Hole: S95/3.74"</p> <p>MSA95B:128/5" MSA95C:150/5.9"</p>	<p>NAME: Recessed Circular Trim Fixture MSA95 MODEL: GBR121A-MSA95B-FRTS-S95A [BAS10D]</p>   <p>Cutout Hole: S95/3.74"</p> <p>MSA95B:128/5" MSA95C:150/5.9"</p>

SPECIFICATOIN


GBR121A-MCA95-MSA95: LED DOWNLIGHT

<p>NAME: Recessed Trim Fixture 2 Light MSA95 MODEL: GBR121A-MSA95B-MQ2S-FRTS-R190A</p>  <p>Cutout Hole: W95/3.74", L190/7.48"</p>	<p>NAME: Recessed Trim Fixture 3 Light MSA95 MODEL: GBR121A-MSA95B-MQ2S-FRTS-R190A [BAS10D]</p>  <p>Cutout Hole: W95/3.74", L150/5.91"</p>
<p>NAME: Recessed Trim Fixture 3 Light MSA95 MODEL: GBR121A-MSA95B-MQ3S-FRTS-R285A</p>  <p>Cutout Hole: W95/3.74", L285/11.2"</p>	<p>NAME: Recessed Trim Fixture 3 Light MSA95 MODEL: GBR121A-MSA95B-MQ3S-FRTS-R285A [BAS10D]</p>  <p>Cutout Hole: W95/3.74", L285/11.2"</p>
<p>NAME: Recessed Trim Fixture 4 Light MSA95 MODEL: GBR121A-MSA95B-MQ2D-FRTS-S190A</p>  <p>Cutout Hole: S190/7.48"</p>	<p>NAME: Recessed Trim Fixture 4 Light MSA95 MODEL: GBR121A-MSA95B-MQ2D-FRTS-S190A [BAS10D]</p>  <p>Cutout Hole: S190/7.48"</p>
<p>NAME: Recessed Trimless Fixture MCA95 MODEL: GBR121A-MCA95B-FRLT-C95A</p>  <p>Cutout Hole: Φ95/3.74"</p>	<p>NAME: Recessed Flangeless Fixture MCA95 MODEL: GBR121A-MCA95B-FRLT-C95A [BAS10D]</p>  <p>Cutout Hole: Φ95/3.74"</p>
<p>NAME: Recessed Flangeless Fixture MCA95 MODEL: GBR121A-MCA95B-FRLF-C95A</p>  <p>Cutout Hole: Φ100/3.94"</p>	<p>NAME: Recessed Flangeless Fixture MCA95 MODEL: GBR121A-MCA95B-FRLF-C95A [BAS10D]</p>  <p>Cutout Hole: Φ100/3.94"</p>
<p>NAME: Recessed Flangeless Fixture MCA95 MODEL: GBR121A-MSA95B-FRLF-S95A</p>  <p>Cutout Hole: W95/3.74", L100/3.94"</p>	<p>NAME: Recessed Flangeless Fixture MCA95 MODEL: GBR121A-MSA95B-FRLF-S95A [BAS10D]</p>  <p>Cutout Hole: W95/3.74", L100/3.94"</p>
<p>NAME: Recessed Flangeless Fixture 2 Light MSA95 MODEL: GBR121A-MSA95B-MQ2S-FRLF-R190A</p>  <p>Cutout Hole: W95/3.74", L190/7.5"</p>	<p>NAME: Recessed Flangeless Fixture 2 Light MSA95 MODEL: GBR121A-MSA95B-MQ2S-FRLF-S190A [BAS10D]</p>  <p>Cutout Hole: W95/3.74", L190/7.5"</p>
<p>NAME: Recessed Flangeless Fixture 3 Light MSA95 MODEL: GBR121A-MSA95B-MQ3S-FRLF-R285A</p>  <p>Cutout Hole: W100/3.94", L285/11.22"</p>	<p>NAME: Recessed Flangeless Fixture 3 Light MSA95 MODEL: GBR121A-MSA95B-MQ3S-FRLF-R285A [BAS10D]</p>  <p>Cutout Hole: W100/3.94", L285/11.22"</p>

MODEL	LED MODULE PARAMETER					POWER FACTOR	BEAM ANGLE	CONTROL MODE 【Remote Driver】	INPUT 【V】
	POWER 【W】	LED TYPE	CCT 【K】		CRI				
GBR121A-MCA125C-MSA125C	30W [20W]	CXM-14 COB	G2700K		RA90	1960	>0.9	【SYMMETRIC】 BL15D:15° BL24D:24° BL36D:36° BL60D:60° 【RGBW】 【RGBTW】 BR36D:36° 【BGL】 Louver LM-15%	[CDT]:TRIAC(15%) [AC220~240V] [CDV]:0/1~10V(8%) [AC100~240V] [CDV0]:0~10V(1%) [AC100~347V] [CDV1]:1~10V(10%) [AC100~347V] [CDX]:DMX512(1%) 50/60Hz [CDA]:DALI(1%) [CV DC12V] [CDP]:PWM(1%) [CV DC24V] [CDZ]:ZIGBEE(1%) [CV DC42V] [CRF]:2.4GRF(1%)
			G3000K		RA90	2050			
			G3500K		RA90	2050			
			G4000K		RA90	2140			
			G5000K		RA90	2140			
	30W [20W]	CXM-14 COB	H2700K		RA97	1850	>0.9		
			H3000K		RA97	1920			
			H3500K		RA97	1920			
			H4000K		RA97	2100			
			G2700K		G6000K	RA97			
2C@30W	TWH	G2700K		G6000K	RA97	1570	>0.5		
3C@30W	RGB	620nm	520nm	465nm	\	1570	>0.5		
4C@30W	RGBW	620nm	520nm	465nm	2700K	\	1570	>0.5	
5C@30W	RGBTW	620nm	520nm	465nm	2700 6000K	\	1570	>0.5	
GBR121A-MCA125C-MSA125C	40W	CXM-14 COB	G2700K		RA90	2810	>0.9		
			G3000K		RA90	2930			
			G3500K		RA90	2930			
			G4000K		RA90	2220			
			G5000K		RA90	2220			
	40W	CXM-14 COB	H2700K		RA97	2640	>0.9		
			H3000K		RA97	2740			
			H3500K		RA97	2740			
			H4000K		RA97	3000			
			G2700K		G6000K	RA97		1890	>0.5
2C@40W	TWH	G2700K		G6000K	RA97	1890	>0.5		
3C@40W	RGB	620nm	520nm	465nm	\	1890	>0.5		
4C@40W	RGBW	620nm	520nm	465nm	2700K	\	1890	>0.5	
5C@40W	RGBTW	620nm	520nm	465nm	2700 6000K	\	1890	>0.5	
GBR121A-MCA125D-MSA125D	50W [40W] [30W]	CXM-14 COB	G2700K		RA90	3370	>0.9		
			G3000K		RA90	3520			
			G3500K		RA90	3520			
			G4000K		RA90	3660			
			G5000K		RA90	3810			
	50W [40W] [30W]	CXM-14 COB	H2700K		RA97	3170	>0.9		
			H3000K		RA97	3280			
			H3500K		RA97	3280			
			H4000K		RA97	3610			
			H2700K		H6000K	RA97		2360	>0.5
2C@50W	TWH	H2700K		H6000K	RA97	2360	>0.5		
3C@50W	RGB	620nm	520nm	465nm	\	2360	>0.5		
4C@50W	RGBW	620nm	520nm	465nm	2700K	\	2360	>0.5	
5C@50W	RGBTW	620nm	520nm	465nm	2700 6000K	\	2360	>0.5	


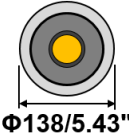
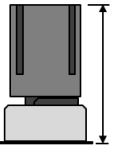


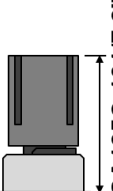
NOTE:


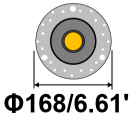
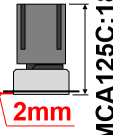

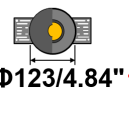
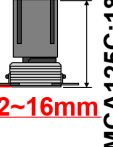


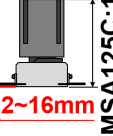
All parameters are measured at 25°C ambient temperature, 35% humidity experimental environment. Tolerances of power and luminous flux are ±10%, tolerance of color rendering index is ±5.



SPECIFICATOIN

GBR121A-MCA125-MSA125: LED DOWNLIGHT

DIMENSION: [UNIT: MM]	
<p>NAME: Recessed Trim Fixture MCA125 MODEL: GBR121A-MCA125C-FRTS-C125A</p>    <p>Cutout Hole: Φ125/4.92"</p>	<p>MCA125C:181/7.2" MCA125D:215/8.5"</p>
<p>NAME: Recessed Trim Fixture MSA125 MODEL: GBR121A-MSA125C-FRTS-S125A</p>    <p>Cutout Hole: S125/4.92"</p>	<p>MSA125C:181/7.2" MSA125D:215/8.5"</p>

DIMENSION: [UNIT: MM]	
<p>NAME: Recessed Trimless Fixture MCA125 MODEL: GBR121A-FRLT-C125A-MCA125</p>    <p>Cutout Hole: Φ125/4.92"</p>	<p>MCA125C:181/7.2" MCA125D:215/8.5"</p>
<p>NAME: Recessed Flangeless Fixture MCA125 MODEL: GBR121A-MCA125C-FRLF-C125A</p>    <p>Cutout Hole: Φ125/4.92"</p>	<p>MCA125C:181/7.2" MCA125D:215/8.5"</p>
<p>NAME: Recessed Flangeless Fixture MCA125 MODEL: GBR121A-MSA125C-FRLF-S125A</p>    <p>Cutout Hole: W125/4.92", L130/5.12"</p>	<p>MSA125C:181/7.2" MSA125D:215/8.5"</p>