

INTRODUCTION

FEATURES

- Concise Slim Structure
- Indirect Side Glow offer Uniform Soft Lighting
- Long Lifespan Design>50,000hours
- Working Ambient Temperature: -30°C~+50°C

MATERIALS & FINISH

- LED Brand: GUBO (SMD by SCDM3)
- Backpack Flicker-free Driver Brand: GUBO
- Housing: Die-casted Aluminum Housing
- Optics: Nano Paper Reflector and LGP
- [BDM] Diffuser: Opal PC Diffuser
- [BDP] Diffuser: Prismatic Diffuser [UGR19]

INSTALLATION

- Suitable for Interior Ceiling Light, like Office.....
- [FFS] Flush Surface Mounted
- [FPS] Stem Pendant
- [FPST] Telescopic Stem Pendant
- [FPW] Wire Pendant

NOTES: Custom Installation and Accessories Referred to Another Catalogue of Fixing Kits.

STANDARDS

- Designed and Manufactured to Comply with TUV/CE/RoHS/CB/SA/Erp/cETL/FCC
- IP20 Protection, Class II Electric

OPTIONS

- LED CCT: 1,800K~10,000K/R/G/B/Y/A
- LED Grown Light: **Full Spectrum** 380nm~840nm
- [CRI]: RA80, [G] RA90, [H] RA97 (RG0)
- F1: Custom Housing Finish Colors by RAL Code

WHITE RAL9010P	BLACK RAL9005P	GREY RAL7042P	DARK GREY RAL7016P	BRASS RAL0807050
GLOSSY BLACK [HGWT]	GLOSSY BLACK [HGBK]	GLOSSY BRASS [HGBR]	GLOSSY BRONZE [HGBZ]	OIL RUBBED BRONZE [HOBR]

GTR5301A: SURFACE MOUNT SLIM LED PANEL LIGHT

[MCA90A] [MCA120A] [MCA170A]



MODEL	POWER [W]	LED TYPE	CCT [K]	CRI	LUMEN [LM]	POWER FACTOR	BEAM ANGLE	OPTIONAL DIMMING	INPUT [V]
GTR5301A-MCA90A	3W	18x0.5W SMD2835	G3000K	RA90	340	>0.5	[BDM] 120°	[CDN]:Non Dimmable	AC100~277V [AC100~240V] [AC110~130V] [AC220~240V] [AC100~347V] 50/60Hz
			G3500K	RA90	340				
GTR5301A-MCA120A	6W	36x0.5W SMD2835	G4000K	RA90	360	>0.5	[BDM] 120°	[CDT]:TRIAC(10%) [CDV]:0/1~10V(8%) [CDV0]:0~10V(1%) [CDV1]:1~10V(15%) [CDX]:DMX512(1%) [CDA]:DALI(1%) [CDP]:PWM(1%) [CRZ]:ZIGBEE(1%) [CRB]:Bluetooth(1%) [CRF]:2.4G RF(1%)	[DC12V] [DC24V] [DC42V]
			G6000K	RA90	350				
GTR5301A-MCA170A	12W [6W]	60x0.5W SMD2835	G2700K	G6000K	RA90	340	>0.5	[BDM] 120°	[Emergency] for (≥MCA300A) CBE5W90MIN
			G3000K	RA90	1340				
GTR5301A-MCA225A	18W [15W]	96x0.5W SMD2835	G3500K	RA90	720	>0.5	[BDM] 120°	[Emergency] for (≥MCA400A) CBE5W90MIN CBE10W90MIN CBE20W90MIN	[DC12V] [DC24V] [DC42V]
			G4000K	RA90	760				
GTR5301A-MCA300A	24W [18W]	144x0.5W SMD2835	G6000K	RA90	740	>0.5	[BDM] 120°	[Emergency] for (≥MCA400A) CBE5W90MIN CBE10W90MIN CBE20W90MIN	[DC12V] [DC24V] [DC42V]
			G2700K	G6000K	RA90				
GTR5301A-MCA400A	30W [20W]	240x0.5W SMD2835	G3000K	RA90	1340	>0.9	[BDP] 100°	[Emergency] for (≥MCA400A) CBE5W90MIN CBE10W90MIN CBE20W90MIN	[DC12V] [DC24V] [DC42V]
			G3500K	RA90	1340				
GTR5301A-MCA500A	40W [30W]	360x0.5W SMD2835	G4000K	RA90	1420	>0.9	[BDP] 100°	[Emergency] for (≥MCA400A) CBE5W90MIN CBE10W90MIN CBE20W90MIN	[DC12V] [DC24V] [DC42V]
			G6000K	RA90	1380				
GTR5301A-MCA600A	50W [60W] [40W]	432x0.5W SMD2835	G2700K	G6000K	RA90	1340	>0.9	[BDP] 100°	[DC12V] [DC24V] [DC42V]
			G3000K	RA90	2000				
GTR5301A-MCA600A	50W [60W] [40W]	432x0.5W SMD2835	G3500K	RA90	2000	>0.9	[BDP] 100°	[Emergency] for (≥MCA400A) CBE5W90MIN CBE10W90MIN CBE20W90MIN	[DC12V] [DC24V] [DC42V]
			G4000K	RA90	2120				
GTR5301A-MCA600A	50W [60W] [40W]	432x0.5W SMD2835	G6000K	RA90	2080	>0.9	[BDP] 100°	[Emergency] for (≥MCA400A) CBE5W90MIN CBE10W90MIN CBE20W90MIN	[DC12V] [DC24V] [DC42V]
			G2700K	G6000K	RA90				
GTR5301A-MCA600A	50W [60W] [40W]	432x0.5W SMD2835	G3000K	RA90	2660	>0.9	[BDP] 100°	[Emergency] for (≥MCA400A) CBE5W90MIN CBE10W90MIN CBE20W90MIN	[DC12V] [DC24V] [DC42V]
			G3500K	RA90	2660				
GTR5301A-MCA600A	50W [60W] [40W]	432x0.5W SMD2835	G4000K	RA90	2830	>0.9	[BDP] 100°	[Emergency] for (≥MCA400A) CBE5W90MIN CBE10W90MIN CBE20W90MIN	[DC12V] [DC24V] [DC42V]
			G6000K	RA90	2750				
GTR5301A-MCA600A	50W [60W] [40W]	432x0.5W SMD2835	G2700K	G6000K	RA90	2660	>0.9	[BDP] 100°	[DC12V] [DC24V] [DC42V]
			G3000K	RA90	3340				
GTR5301A-MCA600A	50W [60W] [40W]	432x0.5W SMD2835	G3500K	RA90	3340	>0.9	[BDP] 100°	[Emergency] for (≥MCA400A) CBE5W90MIN CBE10W90MIN CBE20W90MIN	[DC12V] [DC24V] [DC42V]
			G4000K	RA90	3540				
GTR5301A-MCA600A	50W [60W] [40W]	432x0.5W SMD2835	G6000K	RA90	3450	>0.9	[BDP] 100°	[Emergency] for (≥MCA400A) CBE5W90MIN CBE10W90MIN CBE20W90MIN	[DC12V] [DC24V] [DC42V]
			G2700K	G6000K	RA90				
GTR5301A-MCA600A	50W [60W] [40W]	432x0.5W SMD2835	G3000K	RA90	4460	>0.9	[BDP] 100°	[Emergency] for (≥MCA400A) CBE5W90MIN CBE10W90MIN CBE20W90MIN	[DC12V] [DC24V] [DC42V]
			G3500K	RA90	4460				
GTR5301A-MCA600A	50W [60W] [40W]	432x0.5W SMD2835	G4000K	RA90	4720	>0.9	[BDP] 100°	[Emergency] for (≥MCA400A) CBE5W90MIN CBE10W90MIN CBE20W90MIN	[DC12V] [DC24V] [DC42V]
			G6000K	RA90	4600				
GTR5301A-MCA600A	50W [60W] [40W]	432x0.5W SMD2835	G2700K	G6000K	RA90	4460	>0.9	[BDP] 100°	[DC12V] [DC24V] [DC42V]
			G3000K	RA90	5560				
GTR5301A-MCA600A	50W [60W] [40W]	432x0.5W SMD2835	G3500K	RA90	5560	>0.9	[BDP] 100°	[Emergency] for (≥MCA400A) CBE5W90MIN CBE10W90MIN CBE20W90MIN	[DC12V] [DC24V] [DC42V]
			G4000K	RA90	5900				
GTR5301A-MCA600A	50W [60W] [40W]	432x0.5W SMD2835	G6000K	RA90	5750	>0.9	[BDP] 100°	[Emergency] for (≥MCA400A) CBE5W90MIN CBE10W90MIN CBE20W90MIN	[DC12V] [DC24V] [DC42V]
			G2700K	G6000K	RA90				

NOTE:

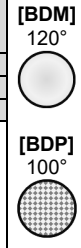
All parameters are measured at 25°C ambient temperature, 35% humidity experimental environment. Tolerances of power and luminous flux are ±10%, tolerance of color rendering index is ±3.

SPECIFICATION

GTR5301A-MCA: SURFACE MOUNT SLIM LED PANEL LIGHT

MODEL	POWER [W]	LED TYPE	CCT [K]	CRI	LUMEN [LM]	POWER FACTOR	BEAM ANGLE	OPTIONAL DIMMING	INPUT [V]
GTR5301A-MCA90A	3W	18x0.5W SMD2835	H2500K	RA97	250	>0.5			
			H2700K	RA97	280				
			H3000K	RA97	310				
			H3500K	RA97	310				
			H4000K	RA97	330				
			H5000K	RA97	330				
			H6000K	RA97	320				
2C@3W	TWH	H2700K H6000K	RA97	280	>0.5				
4C@3W	RGBWH	620nm 520nm 465nm G2700K	\	280	>0.5				
5C@3W	RGBTWH	620nm 520nm 465nm H2700K H6000K	\	280	>0.5				
GTR5301A-MCA120A	6W	36x0.5W SMD2835	H2500K	RA97	510	>0.5			
			H2700K	RA97	570				
			H3000K	RA97	610				
			H3500K	RA97	610				
			H4000K	RA97	660				
			H5000K	RA97	660				
			H6000K	RA97	650				
2C@6W	TWH	H2700K H6000K	RA97	570	>0.5				
4C@6W	RGBWH	620nm 520nm 465nm G2700K	\	570	>0.5				
5C@6W	RGBTWH	620nm 520nm 465nm H2700K H6000K	\	570	>0.5				
GTR5301A-MCA170A	12W [6W]	60x0.5W SMD2835	H2500K	RA97	950	>0.9			
			H2700K	RA97	1060				
			H3000K	RA97	1140				
			H3500K	RA97	1140				
			H4000K	RA97	1220				
			H5000K	RA97	1220				
			H6000K	RA97	1200				
2C@12W	TWH	H2700K H6000K	RA97	1060	>0.9				
4C@12W	RGBWH	620nm 520nm 465nm G2700K	\	1060	>0.9				
5C@12W	RGBTWH	620nm 520nm 465nm H2700K H6000K	\	1060	>0.9				
GTR5301A-MCA225A	18W [15W]	96x0.5W SMD2835	H2500K	RA97	1420	>0.9			
			H2700K	RA97	1580				
			H3000K	RA97	1710				
			H3500K	RA97	1710				
			H4000K	RA97	1830				
			H5000K	RA97	1830				
			H6000K	RA97	1800				
2C@18W	TWH	H2700K H6000K	RA97	1580	>0.9				
4C@18W	RGBWH	620nm 520nm 465nm G2700K	\	1580	>0.9				
5C@18W	RGBTWH	620nm 520nm 465nm H2700K H6000K	\	1580	>0.9				
GTR5301A-MCA300A	24W [18W]	144x0.5W SMD2835	H2500K	RA97	1900	>0.9			
			H2700K	RA97	2120				
			H3000K	RA97	2280				
			H3500K	RA97	2280				
			H4000K	RA97	2440				
			H5000K	RA97	2440				
			H6000K	RA97	2400				
2C@24W	TWH	H2700K H6000K	RA97	2120	>0.9				
4C@24W	RGBWH	620nm 520nm 465nm G2700K	\	2120	>0.9				
5C@24W	RGBTWH	620nm 520nm 465nm H2700K H6000K	\	2120	>0.9				
GTR5301A-MCA400A	30W [20W]	240x0.5W SMD2835	H2500K	RA97	2380	>0.9			
			H2700K	RA97	2650				
			H3000K	RA97	2850				
			H3500K	RA97	2850				
			H4000K	RA97	3050				
			H5000K	RA97	3050				
			H6000K	RA97	3000				
2C@30W	TWH	H2700K H6000K	RA97	2650	>0.9				
4C@30W	RGBWH	620nm 520nm 465nm G2700K	\	2650	>0.9				
5C@30W	RGBTWH	620nm 520nm 465nm H2700K H6000K	\	2650	>0.9				
GTR5301A-MCA500A	40W [30W] [20W]	360x0.5W SMD2835	H2500K	RA97	3180	>0.9			
			H2700K	RA97	3530				
			H3000K	RA97	3800				
			H3500K	RA97	3800				
			H4000K	RA97	4070				
			H5000K	RA97	4070				
			H6000K	RA97	4000				
2C@40W	TWH	H2700K H6000K	RA97	3530	>0.9				
4C@40W	RGBWH	620nm 520nm 465nm G2700K	\	3530	>0.9				
5C@40W	RGBTWH	620nm 520nm 465nm H2700K H6000K	\	3530	>0.9				
GTR5301A-MCA600A	50W [60W] [40W] [30W]	432x0.5W SMD2835	H2500K	RA97	3970	>0.9			
			H2700K	RA97	4410				
			H3000K	RA97	4750				
			H3500K	RA97	4750				
			H4000K	RA97	5090				
			H5000K	RA97	5090				
			H6000K	RA97	5000				
2C@50W	TWH	H2700K H6000K	RA97	4410	>0.9				
4C@50W	RGBWH	620nm 520nm 465nm G2700K	\	4410	>0.9				
5C@50W	RGBTWH	620nm 520nm 465nm H2700K H6000K	\	4410	>0.9				

[CDN]: Non Dimmable
 [CDT]: TRIAC(10%)
 [CDV]: 0/1~10V(8%)
 [CDV0]: 0~10V(1%)
 [CDV1]: 1~10V(15%)
 [CDV0]: 0~10V(1%)
 [CDX]: DMX512(1%)
 [CDA]: DALI(1%)
 [CDP]: PWM(1%)
 [CRZ]: ZIGBEE(1%)
 [CRB]: Bluetooth(1%)
 [CRF]: 2.4G RF(1%)



AC100~277V
 [AC100~240V]
 [AC110~130V]
 [AC220~240V]
 [AC100~347V]
 50/60Hz
 [DC12V]
 [DC24V]
 [DC42V]





NOTE:





All parameters are measured at 25°C ambient temperature, 35% humidity experimental environment. Tolerances of power and luminous flux are ±10%, tolerance of color rendering index is ±3.


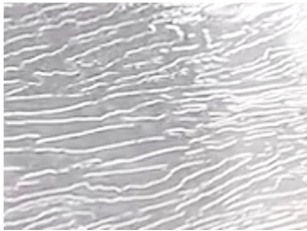


[FFS] Flush Surface Mounted Light		DIMENSION: [UNIT: MM]	
NOTES: Custom Installation and Accessories Referred to Another Catalogue of Fixing Kits.			
(MCA90A)	[FFS] JBOX 38/1.5" Φ90/3.54"		
(MCA120A)	[FFS] JBOX 38/1.5" Φ120/4.72"		
(MCA170A)	[FFS] JBOX 38/1.5" Φ170/6.7"		
(MCA225A)	[FFS] JBOX 38/1.5" Φ225/8.86"	[FPW] Φ120/4.72" 50/1.97" 38/1.5" Φ225/8.86" [FPW] L1220/48" [CUSTOM]	
(MCA300A)	[FFS] JBOX 38/1.5" Φ300/11.8"	[FPW] Φ120/4.72" 50/1.97" 38/1.5" Φ300/11.8" [FPW] L1220/48" [CUSTOM]	
(MCA400A)	[FFS] JBOX 40/1.58" Φ400/15.8"	[FPW] Φ150/5.9" 50/1.97" 40/1.58" Φ400/15.8" [FPW] L1220/48" [CUSTOM]	




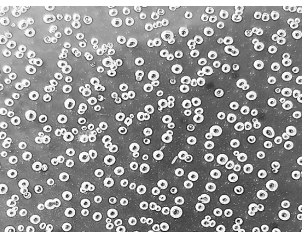
[FFS] Flush Surface Mounted Light		DIMENSION: [UNIT: MM]	
NOTES: Custom Installation and Accessories Referred to Another Catalogue of Fixing Kits.			
(MCA500A)	[FFS]	[FPW]	
			[FPW] L1220/48" [CUSTOM]
(MCA600A)	[FFS]	[FPW]	
			[FPW] L1220/48" [CUSTOM]

CASE STUDY		
(MCA500A)-[FFS]	(MCA300A) and (MCA600A)	(MCA500A)-[FFS]
(MCA600A)-[FPW]	(MCA500A)-[FPW]	(MCA500A)-[FFS]

CUSTOM OPTICS: Embossed Pattern			
[BDM] Opal Frosted	[BDP] Prismatic Thick stripes Pattern	[BPT201A] Pinstripes Pattern	[BPT201B] Thick stripes Pattern
			

CUSTOM OPTICS: Embossed Pattern			
[BPT202A] Small Grid Pattern	[BPT202B] Medium Grid Pattern	[BPT203B] Hexagon Pattern	
			

CUSTOM OPTICS: Embossed Pattern			
[BPT501A] Shell Pattern	[BPT601A] Bark Pattern	[BPT701A] Gravel Pattern	[BPT701B] Stone pattern
			

CUSTOM OPTICS: Embossed Pattern			
[BPT711A] Small Diamonds Pattern	[BPT711B] Medium Diamonds Pattern		[BPT801A] Bubble Pattern
			

CUSTOM OPTICS: Embossed Pattern			
[BPT751A] Rain Pattern	[BPT752A] Stream Pattern	[BPT752B] Water Ripples Pattern	[BPT761A] Crushed Ice Pattern
