



CIP-MTD-30W/50W

**Adjustable power**  
**Adjustable color temperature**

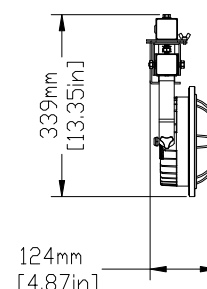
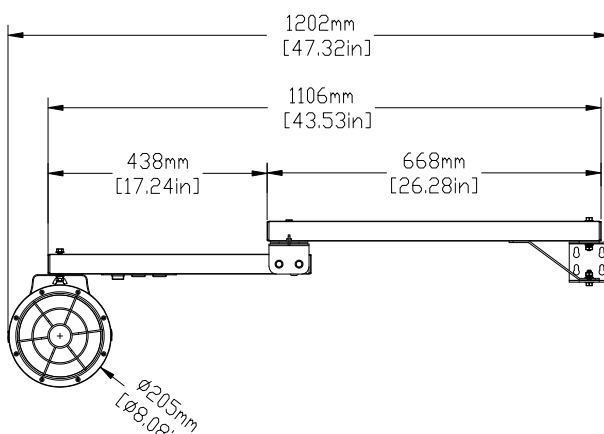
**POWER / COLOUR ALL IN ONE**



## Benefits

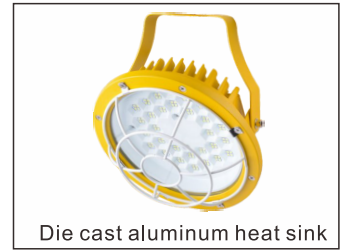
1. Optimum brightness for entire length of trailer.
2. Adjustable screw on the lamp, adjust lamp's angle by hand.
3. Compact design utilizes aluminum housing for cooling system.
4. High-visibility beam angles for optional.
5. CE/RoHS certificates.
6. Adjustable power 30W/50W ,Adjustable color temperature 3000K/4000K/5000K all in one.

## DIMENSIONAL DRAWING



## Features

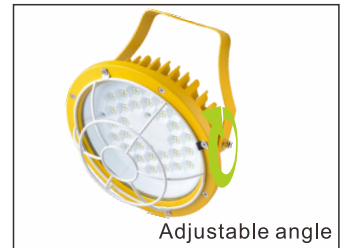
- \* Reliability: LED dock light is high impact resistant with appropriate structure design; with polyester powder coated surface; long time use in high and temperature and corrosive environment;
- \* Safety: dust proof and water proof with tightening structure for the loading dock light;
- \* Energy-saving: high efficient semiconductor light-emitting technology, saving energy by 70% compared with the traditional light source;
- \* Economy: long lifespan LED SMD; maintenance-free;
- \* Convenience: U-tape bracket Mounting;
- \* Uniqueness: providing excellent optical performance by adopting high reflecting, high transmittance focus lens.
- \* Over 50000 hours lifetime and offer 5 years warranty.



Die cast aluminum heat sink



Built-in CCT module



Adjustable angle

## Application

1. Factory Lighting.
2. Dock Lighting.
3. Warehouse Lighting.
4. Goods shelf Lighting.
5. Container Lighting.



# SPECIFICATIONS

Power	30W/50W all in one
Model	CIP-MTD-30W/50W-2in1
Luminous Flux	30W=3900lm;50W=6500lm
Replacement	30W=HPS 100W;50W=HPS 150W
Product Size	Ø Lamp size: 205*124mm
Mount Type	Wall mounting
Accessories	Steel mesh shield
Light Source	SMD LED
Luminous Efficacy	130lm/W
Operation Temp	-40 to +45℃
CCT	3000K/4000K/5000K All in one, Options:4000K/5000K/5700K
CRI	80+
Life Span	50,000 hours at 25℃
Voltage	100-277VAC/50-60HZ
Driver	Built-in power supply
Dimming	No
Color	Yellow
Cover	Clear glass
Beam Angle	120°
IP	65
PF	>0.95
Certification	ETL CE
Warranty	5Years

## Ordering Information

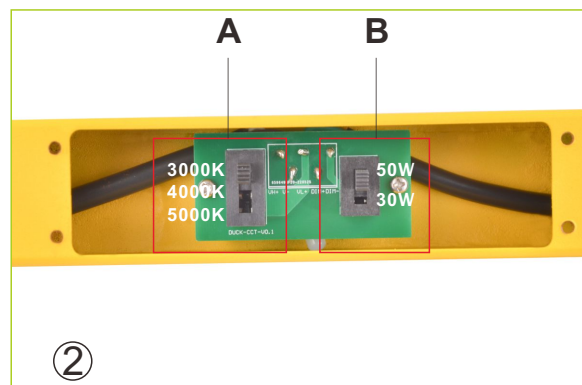
Area Series	Watts	CCT	Voltage	Installation	Other features	Beam Angle	Color
CIP-MTD	30/50W	Blank-3000K 4000K 5000K Optional-4000K 5000K 5700K	Blank-100-277VAC HV-200-480VAC	Blank- Two pole Bracket Optional-Three pole Bracket	Blank - Switch on the bracket Optional- Switch on the light Fixed Bracket	120°	Blank - Yellow

Notes:

Customers can choose lamp accessories as needed ,Special order pls ask customer service.

## ADJUSTABLE POWER AND COLOR TEMPERATURE MODULE

(manual operation explain):



✱ Use a Phillips screwdriver to remove the four screws, See picture ①

✱ Adjust the power in zone B and adjust the color temperature in zone A. See picture ②, just pull the button to the corresponding position.

## PROJECTS

By using our 50W Dock Light to replace 150W Metal Halide bulb for Dock lighting fixtures, the customer is now able to save a lot per month from his electric bill.



Replace

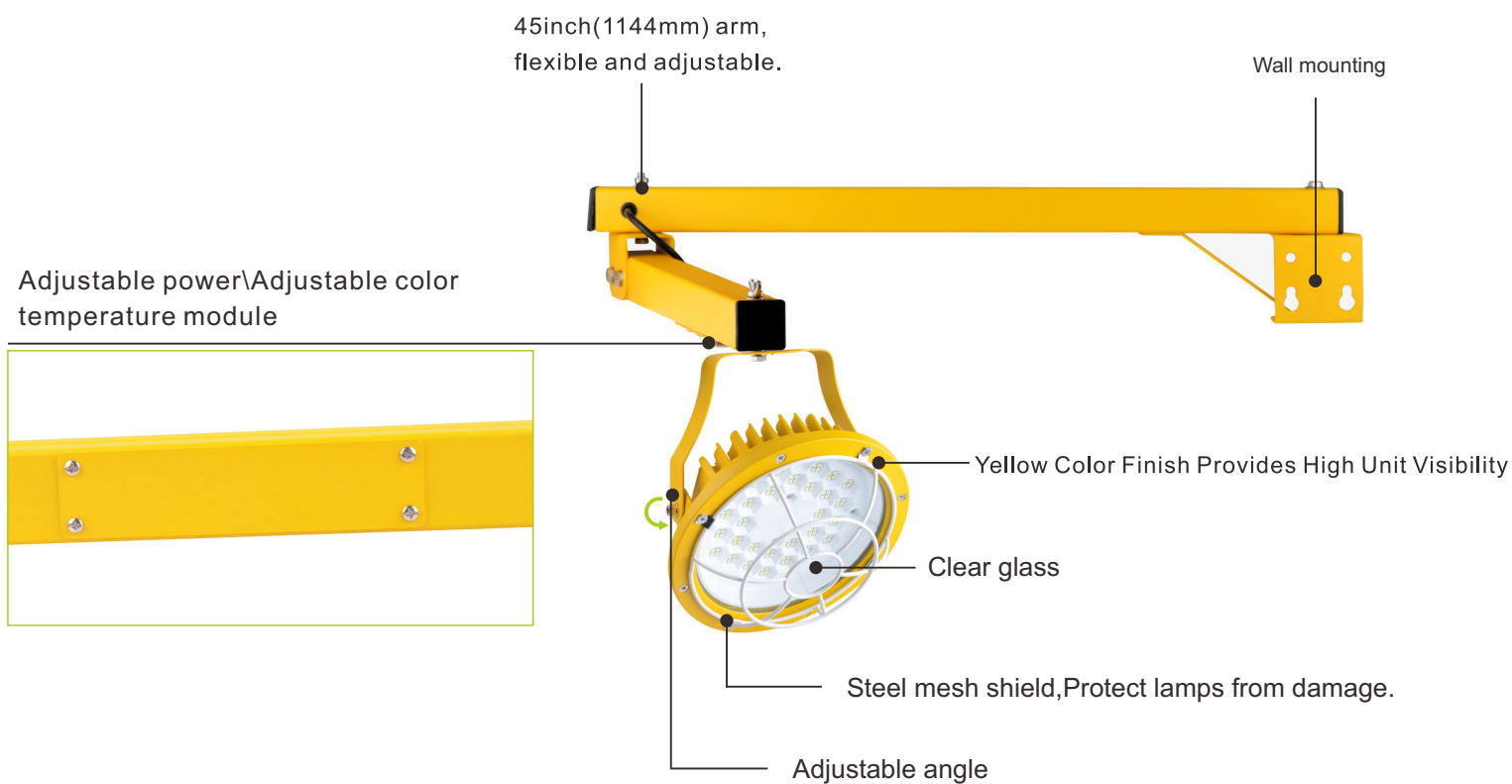
50W LED = 150W MH



### Note:

- Don't take the LED lamp apart.
- The LED lamp must work under the right voltage according to the specification.

## DETAILS

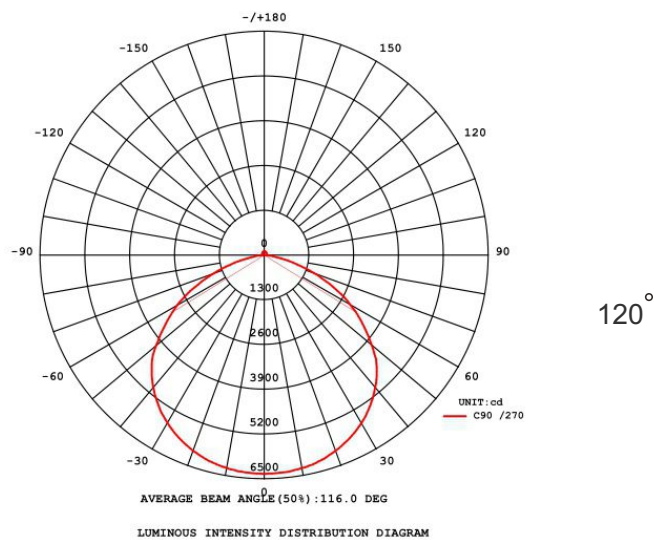


## ACCESSORIES

Steel mesh also optional. Customers can choose according to their needs. If necessary, please contact sales.



# DISTRIBUTION CURVE FLUX



# PACKING INFO



Items	Packaging	Carton Size(mm) (L*W*H)	N.W	G.W	Volume weight
30W/50W	1 pcs/CTN	770*360*200	6kg	7.2kg	11kg