

**GTR4511A-MSA: LED DOWNLIGHT**

230/115V	WARRANTY 5 YEARS	COB	24/45/90°	IP20	EURO	USA, CA	IECEE
(MSA)-[FFS]			(MSA)-[BDF]			(MCB)-[FFS]	
BR24D/BR45D			90D			BL60D	

**INTRODUCTION**

**FEATURES**  
 Easy Fast Installation and Maintenance Freely  
 Perfectly Integrated With Surrounding  
 Long Lifespan Design >50,000hours  
 Working Temperature: -20°C~50°C

**MATERIALS & FINISH**  
 LED Brand: LUMINUS & GUBO  
 Internal Flicker-free Driver Brand: GUBO  
 Housing: Die-casted Aluminum Radiator  
 Optics: High Efficiency PC Reflector  
 Diffuser: Clear PC Diffuser

**INSTALLATION**  
 Installation: Surface Mounted  
 Suitable for Interior Ceiling Light, like Cabinet.....  
 [FFS]: Flush Surface Mounted  
 [FJP]: Mounting Plate on JBOX  
 [FPW]: Wire Pendant Kits  
 [FRTS]: Recessed Trim Fixture



**OPTIONAL INSTALLATION**



**NOTES:** Custom Installation and Accessories Referred to Another Catalogue of Fixing Kits.

**STANDARDS**  
 Designed and Manufactured to Comply with  
 TUV/CE/RoHS/CB/SA/Erp/cETL/FCC  
 IP20 Protection, Class II Electric

**OPTIONS**  
 LED CCT: 1,800K~10,000K/R/G/B/Y

F1: Custom Housing Finish Colors by RAL Code

WHITE	BLACK	GREY	DARK GREY	BRASS
RAL9010P	RAL9005P	RAL7042P	RAL7016P	RAL1024P

F3: Custom Baffle Finish Colors only for (MCB)

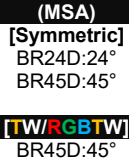
WHITE	BLACK	CHROME	GUN BLACK	ROSE GOLD
[FBMWT]	[FBMBK]	[FBGCM]	[FBGBKG]	[FBGGDR]

MODEL	POWER [W]	LED TYPE	CCT [K]	CRI	FLUX [LM]	POWER FACTOR	BEAM ANGLE	REMOTE CONTROL	INPUT [V]			
GTR4511A-MSA90A MCB90A	7W [5W]	CXM-6 COB	G2200K	RA90	430	>0.9	[MSA] [Symmetric] BR24D:24° BR45D:45°	[CDN]:Non-dimmable				
			G2500K	RA90	480							
			G2700K	RA90	530							
			G3000K	RA90	560							
			G3500K	RA90	560							
			G4000K	RA90	560							
			G5000K	RA90	580							
	G6000K	RA90	560									
	2C@7W	TWG	G2700K	G6000K	RA90	410	>0.5	[TW/RGBTW]	[CDT]:TRIAC(10%) [CDV]:0/1~10V(8%) [CDV0]:0~10V(1%) [CDV1]:1~10V(10%) [CDA]:DALI(1%) [+CDX]:DMX512(1%) [+CDP]:PWM(1%) [CRF]:2.4G RF(1%)			
	3C@7W	RGB	620nm	520nm	460nm	2700K	410	>0.4				
	4C@7W	RGBWG	620nm	520nm	460nm	2700K	410	>0.4				
	4C@7W	RGBA	620nm	520nm	460nm	590nm	410	>0.4				
	7W [5W]	CXM-6 COB	H2500K	RA97	430	>0.9	[Frosted] LM-20% BDF:90°	[Following by Remote Driver]				
	H2700K	RA97	480									
H3000K	RA97	500										
H3500K	RA97	500										
H4000K	RA97	550										
H5000K	RA97	550										
H6500K	RA97	540										
2C@7W	TWH	H2700K	H6000K	RA90	370	>0.4	[Prismatic]	[CDX]:DMX512(1%) [CDP]:PWM(1%) [CDS]:SPI(1%) [CRB]:Bluetooth(1%)				
4C@7W	RGBWH	620nm	520nm	460nm	2700K	370	>0.4					
5C@7W	RGBTWH	620nm	520nm	460nm	2700K	6000K	370		>0.4			
12W [10W] [15W]	CXM-6 COB	G2200K	RA90	810	>0.9	[Louver] BGL LM-15%	[TW/RGBTW] [Following by Remote Driver]					
G2500K	RA90	900										
G2700K	RA90	1000										
G3000K	RA90	1050										
G3500K	RA90	150										
G4000K	RA90	1090										
G5000K	RA90	1090										
G6000K	RA90	1070										
2C@12W	TWG	G2700K	G6000K	RA90				770	>0.7	[MCB] [Symmetric] BL60D:60°	[CDV]:0/1~10V(8%) [CDV0]:0~10V(1%) [CDV1]:1~10V(10%) [CDX]:DMX512(1%) [CDA]:DALI(1%) [CDP]:PWM(1%) [CDS]:SPI(1%) [CRF]:2.4G RF(1%) [CRB]:Bluetooth(1%)	
3C@12W	RGB	620nm	520nm	460nm				2700K	770			>0.5
4C@12W	RGBWG	620nm	520nm	460nm				2700K	770			>0.5
4C@12W	RGBA	620nm	520nm	460nm				590nm	770			>0.5
12W [10W] [15W]	CXM-6 COB	H2500K	RA97	810				>0.9	[MCB] [Symmetric] BL60D:60°			[Following by Remote Driver]
H2700K	RA97	910										
H3000K	RA97	940										
H3500K	RA97	940										
H4000K	RA97	1030										
H5000K	RA97	1030										
H6500K	RA97	1000										
2C@12W	TWH	H2700K	H6000K	RA90	700	>0.7	[MCB] [Symmetric] BL60D:60°	[Following by Remote Driver]				
4C@12W	RGBWH	620nm	520nm	460nm	2700K	700			>0.5			
5C@12W	RGBTWH	620nm	520nm	460nm	2700K	6000K			700	>0.5		

NOTE:  
 All parameters are measured at 25°C ambient temperature, 35% humidity experimental environment.  
 Tolerances of power and luminous flux are ±10%, tolerance of color rendering index is ±3.



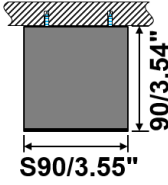
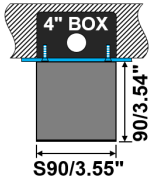
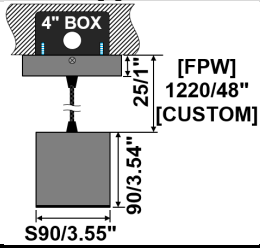


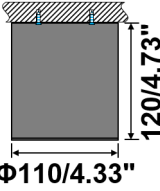
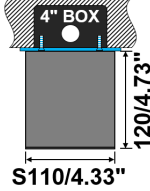
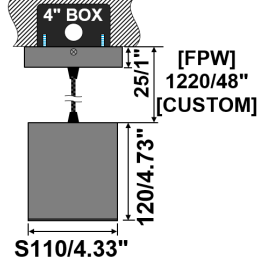


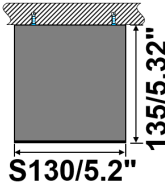
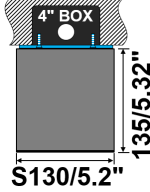
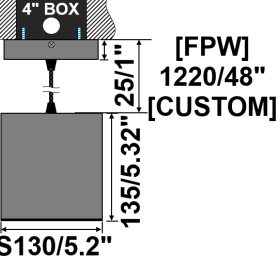


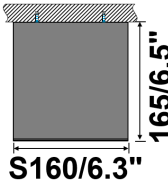
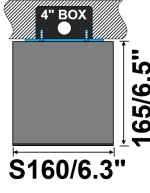
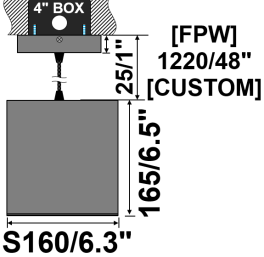
**GTR4511A-MSA: LED DOWNLIGHT**

**INTRODUCTION**

MODEL	POWER [W]	LED TYPE	CCT [K]	CRI	FLUX [LM]	POWER FACTOR	BEAM ANGLE	REMOTE CONTROL	INPUT [V]				
GTR4511A-MSA110A MCB110A	20W [15W]	CXM-9 COB	G2200K	RA90	1310	>0.9		[CDN]:Non-dimmable [MSA] [Symmetric] BR24D:24° BR45D:45° [TW/RGBTW] BR45D:45° [Frosted] LM-20% BDF:90° [Prismatic] LM-20% BDP:75° [Louver] BGL LM-15% [MCB] [Symmetric] BL60D:60°	[CDV]: TRIAC(10%) [CDV]: 0/1~10V(8%) [CDV0]: 0~10V(1%) [CDV1]: 1~10V(10%) [CDA]: DALI(1%) [CDX]: DMX512(1%) [CDP]: PWM(1%) [CRF]: 2.4G RF(1%) [Following by Remote Driver] [CDX]: DMX512(1%) [CDP]: PWM(1%) [CDS]: SPI (1%) [CRB]: Bluetooth(1%) [TW/RGBTW] [Following by Remote Driver] [CDV]: 0/1~10V(8%) [CDV0]: 0~10V(1%) [CDV1]: 1~10V(10%) [CDX]: DMX512(1%) [CDA]: DALI(1%) [CDP]: PWM(1%) [CDS]: SPI (1%) [CRF]: 2.4G RF(1%) [CRB]: Bluetooth(1%) Following only for MSA170A MCB170A MSA193A MCB193B [CBE5W90MIN] EM Backup	AC100~277V [AC100~240V] [AC100~347V] 50/60Hz [ CV DC12V ] [ CV DC24V ] [ CV DC36V ] [ CV DC42V ]			
			G2500K	RA90	1450								
			G2700K	RA90	1610								
			G3000K	RA90	1680								
			G3500K	RA90	1680								
			G4000K	RA90	1750								
			G5000K	RA90	1750								
	G6000K	RA90	1710										
	2C@20W	TWG	G2700K	G6000K	RA90	1280					>0.8		
	3C@20W	RGB	620nm	520nm	460nm	\					1280	>0.5	
	4C@20W	RGBWG	620nm	520nm	460nm	2700K					\	1280	>0.5
	4C@20W	RGBA	620nm	520nm	460nm	590nm					\	1280	>0.5
	20W [15W]	CXM-9 COB	H2500K	RA97	1360	>0.9							
			H2700K	RA97	1510								
H3000K			RA97	1570									
H3500K			RA97	1570									
H4000K			RA97	1730									
H5000K			RA97	1730									
H6500K			RA97	1690									
2C@20W	TWH	H2700K	H6000K	RA90	1160	>0.8							
4C@20W	RGBWH	620nm	520nm	460nm	2700K	\	1160	>0.5					
5C@20W	RGBTWH	620nm	520nm	460nm	2700K   6000K	\	1160	>0.5					
GTR4511A-MSA130A MCB130A	30W [20W]	CXM-9 COB	G2200K	RA90	1960	>0.9							
			G2500K	RA90	2180								
			G2700K	RA90	2420								
			G3000K	RA90	2520								
			G3500K	RA90	2520								
			G4000K	RA90	2630								
			G5000K	RA90	2630								
	G6000K	RA90	2570										
	2C@30W	TWG	G2700K	G6000K	RA90	1930	>0.8						
	3C@30W	RGB	620nm	520nm	460nm	\	1930	>0.5					
	4C@30W	RGBWG	620nm	520nm	460nm	2700K	\	1930	>0.5				
	4C@30W	RGBA	620nm	520nm	460nm	590nm	\	1930	>0.5				
	30W [20W]	CXM-9 COB	H2500K	RA97	2040	>0.9							
			H2700K	RA97	2270								
H3000K			RA97	2350									
H3500K			RA97	2350									
H4000K			RA97	2590									
H5000K			RA97	2590									
H6500K			RA97	2530									
2C@30W	TWH	H2700K	H6000K	RA90	1750	>0.8							
4C@30W	RGBWH	620nm	520nm	460nm	2700K	\	1750	>0.5					
5C@30W	RGBTWH	620nm	520nm	460nm	2700K   6000K	\	1750	>0.5					
GTR4511A-MSA160A MCB160A	40W [30W] [20W]	CXM-11 COB	G2200K	RA90	2610	>0.9							
			G2500K	RA90	2900								
			G2700K	RA90	3220								
			G3000K	RA90	3360								
			G3500K	RA90	3360								
			G4000K	RA90	3510								
			G5000K	RA90	3510								
	G6000K	RA90	3430										
	2C@40W	TWG	G2700K	G6000K	RA90	2560	>0.8						
	3C@40W	RGB	620nm	520nm	460nm	\	2560	>0.5					
	4C@40W	RGBWG	620nm	520nm	460nm	2700K	\	2560	>0.5				
	4C@40W	RGBA	620nm	520nm	460nm	590nm	\	2560	>0.5				
	40W [30W] [20W]	CXM-11 COB	H2500K	RA97	2730	>0.9							
			H2700K	RA97	3030								
H3000K			RA97	3140									
H3500K			RA97	3140									
H4000K			RA97	3450									
H5000K			RA97	3450									
H6500K			RA97	3370									
2C@40W	TWH	H2700K	H6000K	RA90	2330	>0.8							
4C@40W	RGBWH	620nm	520nm	460nm	2700K	\	2330	>0.5					
5C@40W	RGBTWH	620nm	520nm	460nm	2700K   6000K	\	2330	>0.5					

NOTE:

All parameters are measured at 25°C ambient temperature, 35% humidity experimental environment.  
Tolerances of power and luminous flux are ±10%, tolerance of color rendering index is ±3.

DIMENSION: [UNIT: MM]				
NOTES: Custom Installation and Accessories Referred to Another Catalogue of Fixing Kits.				
MODEL: MSA90A	MODEL: MCB90A	[FFS]	[FJP-OCT]	[FPW-L1220]-[FCP-C120H25A]
		 90/3.54" S90/3.55"	 90/3.54" S90/3.55"	 25/1" 90/3.54" S90/3.55" [FPW] 1220/48" [CUSTOM]
MODEL: MSA110A	MODEL: MCB110A	[FFS]	[FJP-OCT]	[FPW-L1220]-[FCP-C120H25A]
		 120/4.73" Φ110/4.33"	 120/4.73" S110/4.33"	 25/1" 120/4.73" S110/4.33" [FPW] 1220/48" [CUSTOM]
MODEL: MSA130A	MODEL: MCB130A	[FFS]	[FJP-OCT]	[FPW-L1220]-[FCP-C120H25A]
		 135/5.32" S130/5.2"	 135/5.32" S130/5.2"	 25/1" 135/5.32" S130/5.2" [FPW] 1220/48" [CUSTOM]
MODEL: MSA160A	MODEL: MCB160A	[FFS]	[FJP-OCT]	[FPW-L1220]-[FCP-C120H25A]
		 165/6.5" S160/6.3"	 165/6.5" S160/6.3"	 25/1" 165/6.5" S160/6.3" [FPW] 1220/48" [CUSTOM]

