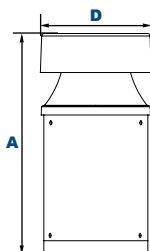


NIKLAS 3

L70
25°C

147,000 Hours

EasyLED Low Profile Pathway Bollard



Dimensions

Diameter (D)	4 1/4" (120mm)
Height (A)	10" (254mm)

The NIKLAS 3 Low Profile Pathway Bollard provides full cutoff lighting for outdoor path, walkways and landscape areas using wide spread optics designed to replace outdated Halogen and Compact Fluorescent lighting systems. These fixtures are ideal for landscaped areas at retail centers, parks, restaurants, hotels, schools and universities, office buildings and medical facilities.

Specifications and Features:

Housing:

Die Cast Aluminum Housing Sealed Driver Compartment. 360° Distribution, or 120° or 180° Shield.

Listing & Ratings:

ETL: Listed for Wet Locations, ANSI/UL 1598, 8750; IP66 Sealed LED Compartment.

Finish:

Textured Architectural Bronze or Black Powdercoat Finish Over a Chromate Conversion Coating. Custom Colors Available Upon Request.

Lens:

Clear UV-Stabilized Polycarbonate Vandal-Resistant Lens

Mounting Options:

Mounting Kit with 8" Zinc-Plated Anchor Bolts, Included.

EasyLED LED:

Aluminum Boards

Wattage:

360° Arrays: 12w & 16.6w, System: 12.9w & 18.9w
180° & 120° Arrays: 10w & 15.5w, System: 11.2w & 17w; (70w HID Equivalent)

Driver:

Electronic Driver, 120-277V, 50/60Hz; Less Than 20% THD and PF>0.90. Standard Internal Surge Protection 2kV. 0-10V Dimming Standard for a Dimming Range of 100% to 10%; Dimming Source Current is 150 Microamps.

Warranty:

5-Year Warranty for -40°C to +50°C Environment.

See Page 2 for Projected Lumen Maintenance Table.

Project Information:

Project Name:	Fixture Type:
Complete Catalog #:	Date:
Comments:	

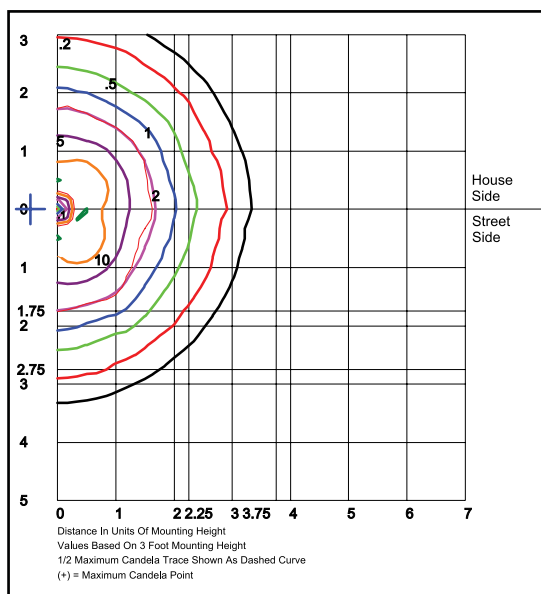
Certification & Listings:



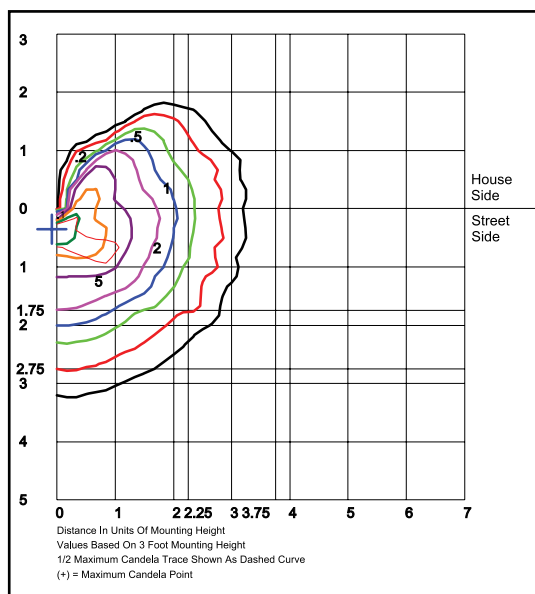
EasyLED Low Profile Pathway Bollard

Order Information Example:		NIKLAS 3-1X17-U-4K-C-Z-10°SP				
		U		C		
Model	Driver	CCT	Lens	Color	Height	Options
NIKLAS 3-1X12 =Low Profile Pathway Bollard - 360°, 12w NIKLAS 3-1X17 =Low Profile Pathway Bollard - 360°, 17w NIKLAS 32-1X10 =Low Profile Pathway Bollard with 120° Shield, 10w NIKLAS 32-1X16 =Low Profile Pathway Bollard with 120° Shield, 16w NIKLAS 33-1X10 =Low Profile Pathway Bollard with 180° Shield, 10w NIKLAS 33-1X16 =Low Profile Pathway Bollard with 180° Shield, 16w	U=120-277V	3K =3000K 4K =4000K 5K =5000K	C =Clear UV-Stabilized Polycarbonate Vandal-Resistant Lens	Z =Bronze B =Black C =Custom (Consult Factory)	10 =10" C =Custom* *Consult factory. Minimum NEC requirements for wiring space and above ground level must be met.	SF =Single Fuse* SP =Surge Protection *120-277V Models Only

Photometric Data



NIKLAS 3-1X17-U-5K
Grid in feet, Mounting Height=1ft.



NIKLAS 33-1X16-U-5K
Grid in feet, Mounting Height=1ft.

Photometric Performance

Optic	Wattage (Catalog Logic)		
	Input Watts	12W (1X12)	17W (1X17)
	CCT	Delivered Lumens	
360° NB50 Models F=Type V Optic	3000K	479	671
	4000K	520	728
	5000K	541	758
	BUG Rating	B0-U1-G0	B1-U2-G0

Optic	Wattage (Catalog Logic)		
	Input Watts	10W (1X10)	16W (1X16)
	CCT	Delivered Lumens	
180° NP5H Models F=Type V Optic	3000K	338	508
	4000K	352	528
	5000K	366	549
	BUG Rating	B0-U1-G0	B0-U1-G0

Projected Lumen Maintenance

Data shown for 4000 CCT			Compare to MH			
TM-21-11	Input Watts	Initial	25,000 Hrs	50,000 Hrs	100,000 Hrs	Calculated LED Life
L70 Lumen Maintenance @ 25°C / 77°F	All wattages up to and including 18w	1.00	0.95	0.90	0.80	147,000
L70 Lumen Maintenance @ 50°C / 122°F		1.00	0.89	0.78	0.55	67,000
L80 Lumen Maintenance @ 40°C / 104°F		1.00	0.92	0.85	0.70	66,000

NOTES:

- Projected per IESNA TM-21-11. Data references the extrapolated performance projections for the base model in a 25°C ambient, based on 10,000 hours of LED testing per IESNA LM-80-08.
- Compare to MH box indicates suggested Light Loss Factor (LLF) to be used when comparing to Metal Halide (MH) systems.